

**Canvass Report — Official**  
**Clackamas County, Oregon — Primary Election**

— May 20, 2014

Total Number of Voters: 89,231 of 223,718 = 39.95%

Page 124 of 146

Precincts Reporting 118 of 118 = 100.00%

**Metro Council President Nonpartisan**

Precinct	Blank Ballots Cast	Over Votes	Under Votes	Total Ballots Cast	Registered Voters	Percent Turnout	Tom Hughes	Jeremiah William Johnson	Write-In	Totals
----------	--------------------	------------	-------------	--------------------	-------------------	-----------------	------------	--------------------------	----------	--------

CERTIFIED COPY OF THE ORIGINAL  
 SHERRY HALL, COUNTY CLERK  
 BY: *Sherry Hall*

001	0	0	409	1,231	3,668	33.28%	586	226	10	822
002	0	0	324	946	3,120	30.22%	438	168	16	622
003	2	0	254	766	2,293	33.41%	394	109	5	512
004	0	0	1	7	35	20.00%	5	1	0	6
005	0	0	313	937	3,757	24.87%	440	178	6	624
006	1	0	282	822	2,424	33.91%	384	149	7	540
007	0	0	247	771	2,726	26.26%	365	133	6	524
010	0	0	7	7	27	25.93%	0	0	0	0
031	1	0	150	530	2,342	24.74%	265	107	4	380
032	2	0	139	540	2,198	24.57%	263	113	5	401
033	1	0	166	646	2,178	29.75%	359	118	5	482
051	0	0	226	817	2,444	32.84%	440	141	10	591
052	0	0	250	919	2,653	34.64%	499	160	10	669
053	0	0	232	657	2,238	29.36%	300	119	6	425
054	0	0	298	847	2,199	38.52%	417	124	4	545
055	0	0	267	804	2,441	32.94%	386	139	12	537
070	0	0	0	0	5	0.00%	0	0	0	0
071	0	0	19	75	155	48.39%	53	3	0	56
072	0	0	11	39	110	35.45%	23	5	0	28
073	0	0	17	52	174	29.89%	31	4	0	35
074	0	0	7	24	59	40.68%	12	5	0	17
100	0	0	43	113	400	28.25%	61	9	0	70
101	0	0	241	798	3,677	20.58%	432	116	7	557
102	0	0	10	36	348	10.34%	17	4	1	26
103	2	0	201	718	2,951	24.33%	388	124	5	517
104	0	0	0	0	3	0.00%	0	0	0	0
105	0	0	61	238	976	24.39%	134	39	4	177
130	1	0	282	872	2,639	33.04%	465	120	5	590
131	0	0	283	844	2,616	29.97%	458	98	5	561
132	1	0	237	673	2,306	29.18%	338	95	3	436
133	1	0	414	1,348	3,601	37.43%	770	154	10	934
134	0	0	272	908	2,429	37.54%	527	98	11	636

**Canvass Report — Official**  
**Clackamas County, Oregon — Primary Election**

Page 125 of 146

— May 20, 2014

Total Number of Voters: 19,231 of 223,718 = 30.95%

06/09/2014 09:15 AM  
 Precincts Reporting 118 of 118 = 100.00%

**Metro Council President Nonpartisan**

Precinct	Blank Ballots Cast	Over Votes	Under Votes	Total Ballots Cast	Registered Voters	Percent Turnout	Tom Hughes	Jeremiah William Johnson	Write-In	Totals
135	0	0	320	962	2,631	37.32%	577	63	2	662
131	0	0	279	972	2,565	37.89%	608	73	12	693
152	2	0	288	1,083	2,439	38.15%	671	119	10	795
153	0	0	169	728	2,359	28.01%	474	77	8	559
154	2	0	69	293	724	40.47%	160	23	1	204
155	0	0	279	963	3,040	31.17%	602	77	5	684
156	1	0	330	1,028	3,155	32.52%	608	84	4	696
157	0	0	233	804	2,411	33.35%	487	81	3	571
158	1	0	155	525	1,856	27.69%	306	60	4	370
159	2	0	278	1,110	3,599	30.84%	702	135	15	832
160	1	0	26	93	386	24.09%	59	6	2	67
201	1	0	247	960	3,377	28.43%	580	142	11	713
202	1	0	357	1,159	4,600	25.20%	625	170	7	802
203	0	0	363	1,136	2,083	54.53%	666	105	2	775
251	0	0	0	0	5	0.00%	0	0	0	0
252	0	0	173	568	1,853	30.65%	386	61	6	395
280	0	0	98	371	1,343	27.62%	287	38	7	272
281	0	0	123	463	1,479	31.30%	276	59	5	340
282	0	0	16	108	485	22.27%	75	17	0	92
283	0	0	55	170	487	34.91%	103	11	0	114
320	0	0	148	503	1,256	40.05%	263	61	11	355
321	0	0	234	581	1,653	35.15%	266	59	2	347
323	0	0	2	4	9	44.44%	2	0	0	2
400	1	0	361	771	1,472	52.38%	304	100	6	410
401	0	0	194	486	1,029	47.23%	169	97	6	292
402	1	0	315	760	1,452	52.34%	308	127	10	445
403	0	0	179	468	1,286	36.39%	210	69	10	289
404	5	0	40	110	459	23.97%	49	21	0	70
405	0	0	46	220	714	30.81%	103	68	3	174
406	0	0	29	88	270	32.59%	32	26	1	59
410	0	0	131	458	1,522	30.09%	255	71	1	327
411	0	0	206	719	2,942	24.44%	368	119	6	513

CERTIFIED COPY OF THE ORIGINAL  
 SHERRY HALL, COUNTY CLERK

BY:



# Canvass Report — Official

## Clackamas County, Oregon — Primary Election

Page 126 of 146

— May 20, 2014

06/09/2014 09:15 AM

Total Number of Voters: 69,231 of 223,718 = 30.95%

Precincts Reporting 118 of 118 = 100.00%

### Metro Council President Nonpartisan

Precinct	Blank Ballots Cast	Over Votes	Under Votes	Total Ballots Cast	Registered Voters	Percent Turnout	Tom Hughes	Jeremiah William Johnson	Write-in	Totals
412	0	0	230	550	1,695	32.45%	232	80	8	320
413	0	0	101	354	2,052	17.25%	191	55	7	253
414	1	0	106	277	848	32.67%	111	53	7	171
415	0	0	23	65	232	28.02%	32	9	1	42
416	2	1	176	708	3,249	21.79%	409	110	17	533
417	0	0	2	4	12	23.53%	1	1	0	2
418	4	0	211	868	4,026	21.56%	512	140	5	657
419	0	0	65	241	807	29.86%	139	34	3	176
420	0	0	26	136	609	22.33%	83	25	2	110
421	0	0	221	839	2,638	31.80%	473	135	10	618
422	2	1	187	763	3,724	20.15%	415	153	7	575
423	0	0	4	9	25	36.00%	5	0	0	5
500	1	0	299	1,157	3,383	34.20%	639	205	14	858
501	1	0	197	1,014	2,941	34.48%	641	165	11	817
502	0	0	274	1,197	3,644	32.85%	695	209	19	923
503	1	0	322	1,175	3,526	33.32%	655	191	7	853
504	3	0	119	562	2,379	24.66%	304	127	12	443
505	1	0	158	555	1,774	31.29%	280	113	4	397
506	1	0	183	653	2,539	25.72%	341	128	1	470
510	0	0	73	227	706	32.15%	101	46	2	154
511	0	0	0	0	1	0.00%	0	0	0	0
512	2	0	80	273	966	28.26%	139	53	1	193
515	0	0	36	115	471	24.42%	55	22	2	79
519	0	0	20	54	204	26.47%	30	4	0	34
<b>Totals:</b>	<b>47</b>	<b>3</b>	<b>14,540</b>	<b>38,467</b>	<b>137,541</b>	<b>26.91%</b>	<b>26,917</b>	<b>7,137</b>	<b>470</b>	<b>33,924</b>

CERTIFIED COPY OF THE ORIGINAL  
SHERRY HALL, COUNTY CLERK

BY: \_\_\_\_\_

*Sherry Hall*

	VOTES	PERCENT		VOTES	PERCENT
Metro Council President					
Vote For 1					
01 = Tom Hughes	75,401	79.31			
02 = Jeremiah William Johnson	18,230	19.18	04 = OVER VOTES	21	
03 = WRITE-IN	1,440	1.51	05 = UNOER VOTES	40,944	

	01	02	03	04	05
2701	176	16	3	0	73
2702	229	18	0	0	99
3101	225	48	4	0	119
3102	74	29	0	0	50
3301	978	139	32	0	401
3302	903	131	25	0	372
3303	671	60	13	1	342
3304	151	25	3	0	92
3501	175	32	0	1	107
3502	1160	177	20	0	518
3601	455	39	8	0	208
3602	500	127	4	0	235
3603	335	137	14	0	173
3604	1030	148	24	0	411
3605	678	90	12	0	328
3606	1310	177	21	0	619
3607	636	101	10	0	274
3608	993	114	5	0	351
3609	142	17	1	0	66
3610	1094	127	10	0	414
3611	1128	191	14	0	538
3612	1045	155	22	0	348
3801	1066	150	16	0	489
3802	813	118	11	0	407
3803	818	160	9	0	424
3804	743	100	16	0	262
3805	401	107	9	0	189
3806	348	39	5	0	202
3807	233	12	4	0	113
3808	23	2	0	0	8
4101	891	186	13	0	422
4102	808	228	24	0	429
4103	1140	107	9	0	532
4104	1237	224	11	0	440
4201	746	171	27	0	356
4203	661	188	13	0	284
4204	1139	232	18	0	494
4205	1161	241	28	0	609
4206	965	216	27	0	473
4207	956	187	15	0	486
4208	947	202	15	0	463
4209	857	231	14	0	435
4210	859	249	21	0	491
4211	972	249	29	0	524
4301	706	256	11	0	397
4302	610	215	16	1	350
4303	646	201	14	0	385
4304	718	211	10	1	389
4305	889	219	21	1	449
4306	855	191	9	0	385
4307	701	240	15	0	426
4308	1244	154	21	0	517
4310	824	187	17	0	392
4311	736	148	6	0	341

	VOTES	PERCENT		VOTES	PERCENT
Metro Council President					
Vote For 1					
01 = Tom Hughes	75,401	79.31			
02 = Jeremiah William Johnson	18,230	19.18	04 = OVER VOTES	21	
03 = WRITE-IN	1,440	1.51	05 = UNDER VOTES	40,944	

(CONTINUED FROM PREVIOUS PAGE)

	01	02	03	04	05
4401	480	243	22	0	304
4402	715	267	26	0	374
4403	717	173	24	0	391
4404	550	238	9	0	313
4405	723	293	17	0	398
4406	762	219	13	0	457
4407	601	185	8	0	271
4408	737	186	9	0	348
4409	251	87	7	0	134
4501	1269	178	18	0	591
4502	907	199	19	1	430
4503	1145	164	8	0	466
4504	1506	159	24	1	618
4505	590	119	10	0	338
4506	502	149	17	1	307
4507	913	198	28	0	449
4508	607	202	12	0	347
4509	337	129	5	0	245
4510	389	100	4	0	258
4511	273	116	6	0	193
4512	122	20	1	0	43
4601	1013	203	19	0	493
4602	1105	116	15	1	455
4603	1271	202	20	0	689
4604	521	198	11	0	321
4605	858	237	20	1	484
4606	655	232	15	0	367
4607	497	156	13	0	348
4608	294	118	10	1	144
4609	792	213	16	0	485
4701	417	133	5	1	241
4702	101	38	2	0	84
4703	402	140	11	0	275
4704	685	238	6	1	466
4705	669	207	18	0	373
4706	374	148	11	0	261
4707	231	103	6	0	175
4708	490	182	10	0	286
4709	219	105	5	0	162
4710	458	235	17	0	360
4801	198	53	2	0	92
4802	392	200	7	0	256
4803	231	123	9	0	146
4804	167	73	3	0	107
4805	75	32	0	0	49
4806	238	55	4	0	155
4807	275	139	3	0	149
4901	12	0	0	1	11
4902	2	0	0	0	2
4903	426	137	7	1	274
4904	288	113	6	0	232
4905	474	116	10	0	298
4906	108	39	2	0	67
4907	56	8	2	0	35

	VOTES	PERCENT		VOTES	PERCENT
Metro Council President					
Vote For 1					
01 = Tom Hughes	75,401	79.31			
02 = Jeremiah William Johnson	18,230	19.18	04 = OVER VOTES	21	
03 = WRITE-IN	1,440	1.51	05 = UNOER VOTES	40,944	

(CONTINUED FROM PREVIOUS PAGE)

	01	02	03	04	05
4908	259	102	4	1	304
4909	499	191	9	0	442
4910	386	132	9	2	323
4911	420	182	7	1	374
5001	338	159	6	0	294
5002	528	171	8	0	531
5003	548	191	5	0	550
5004	575	132	12	0	534
5005	255	92	10	0	243
5006	455	131	10	0	413
5007	412	119	19	0	384
5008	456	153	3	1	451
5009	99	49	1	0	36
5101	86	42	4	0	40
5102	508	210	16	0	353
5103	321	108	8	0	146
5104	491	143	5	0	295
5105	39	21	0	0	37
5106	177	86	5	1	149
5107	116	14	5	0	93
5202	76	15	1	0	91
5203	138	47	1	0	143
5204	328	105	1	0	400

**Certificate**

I certify that the votes recorded on this abstract correctly summarize the tally of votes cast at the election indicated.



\_\_\_\_\_  
 Tim Scott, Director of Elections  
 Multnomah County, Oregon

NUMBERED KEY CANVASS

Washington County, Oregon  
 Primary Election  
 May 20, 2014

Official Final

RUN DATE:06/09/14 08:21 AM

REPORT-EL52 PAGE 0120

Metro Council President

Vote for 1

01 = Tom Hughes

02 = Jeremiah William Johnson

03 = WRITE-IN

VOTES PERCENT

44,380 78.65

11,587 20.53

459 .81

04 = OVER VOTES

05 = UNOER VOTES

VOTES PERCENT

17

26,608

	01	02	03	04	05
0302 302	277	101	3	0	241
0303 303	113	29	0	0	42
0304 304	396	116	10	1	223
0306 306	101	28	1	0	47
0307 307	325	76	2	0	83
0309 309	749	155	5	0	239
0312 312	0	0	0	0	0
0313 313	2	0	0	0	0
0314 314	3	1	0	0	0
0317 317	1	1	0	0	2
0318 318	446	155	1	0	138
0319 319	119	47	0	0	44
0320 320	389	124	4	1	216
0322 322	6	1	0	0	4
0323 323	327	100	3	0	183
0325 325	0	0	0	0	0
0327 327	485	131	11	0	127
0328 328	4	1	0	0	5
0329 329	578	110	8	0	136
0331 331	274	83	5	0	213
0332 332	452	86	6	0	122
0333 333	306	95	3	0	151
0335 335	789	161	11	0	183
0336 336	509	156	1	0	125
0337 337	576	193	6	1	165
0338 338	424	188	5	0	182
0339 339	254	84	4	0	119
0340 340	467	164	4	0	208
0341 341	11	12	0	0	5
0342 342	10	1	0	0	4
0343 343	821	192	14	0	227
0344 344	596	281	9	0	196
0346 346	35	10	2	0	13
0348 348	4	5	0	0	2
0349 349	331	91	3	0	193
0350 350	514	160	9	0	345
0351 351	248	118	5	0	204
0352 352	83	23	3	0	36
0353 353	400	87	2	0	208
0354 354	790	179	4	0	511
0355 355	499	145	5	0	355
0356 356	213	77	4	0	160
0357 357	242	64	2	1	153
0358 358	292	121	2	0	138
0359 359	340	71	5	0	211
0360 360	386	97	0	1	213
0361 361	186	56	1	0	94
0362 362	867	161	7	1	525
0363 363	667	151	6	1	410
0364 364	872	176	12	0	708
0365 365	644	140	9	0	495
0366 366	297	58	4	0	218
0367 367	682	107	2	0	560
0368 368	663	155	7	0	462

NUMBERED KEY CANVASS

Washington County, Oregon  
Primary Election  
May 20, 2014

Official Final

RUN DATE:06/09/14 08:21 AM

REPORT-EL52 PAGE 0121

	VOTES	PERCENT		VOTES	PERCENT
Metro Council President					
Vote for 1					
01 = Tom Hughes	44,380	78.65			
02 = Jeremiah William Johnson	11,587	20.53	04 = OVER VOTES	17	
03 = WRITE-IN	459	.81	05 = UNDER VOTES	26,608	

(CONTINUED FROM PREVIOUS PAGE)

	01	02	03	04	05
0369 369	384	82	7	0	212
0370 370	382	86	2	0	160
0371 371	524	93	7	0	298
0372 372	454	47	5	1	297
0374 374	3	1	0	0	2
0375 375	56	4	0	0	30
0376 376	391	99	0	0	271
0377 377	549	101	1	0	380
0378 378	315	61	4	0	166
0379 379	579	164	10	0	448
0380 380	523	114	5	0	374
0381 381	95	23	4	0	78
0382 382	487	146	7	0	292
0383 383	311	53	3	0	199
0384 384	530	130	5	0	328
0385 385	672	118	2	0	412
0386 386	726	131	4	0	496
0387 387	133	17	1	0	79
0388 388	36	8	4	0	16
0389 389	395	71	1	0	296
0390 390	684	205	6	0	567
0391 391	33	11	2	0	23
0392 392	25	6	0	0	25
0393 393	156	36	0	0	86
0394 394	14	5	0	0	11
0395 395	472	112	3	0	346
0396 396	149	39	0	0	87
0397 397	384	86	4	0	252
0398 398	183	48	2	1	146
0399 399	335	93	7	0	207
0400 400	418	112	1	0	249
0401 401	375	89	4	0	282
0402 402	187	38	3	0	100
0403 403	615	170	7	0	429
0404 404	401	124	5	0	273
0405 405	809	190	3	0	435
0406 406	447	153	5	0	246
0407 407	390	72	9	1	261
0408 408	899	219	12	0	511
0409 409	428	110	4	0	325
0410 410	352	124	3	1	259
0411 411	279	106	1	0	206
0412 412	307	84	7	0	265
0413 413	108	28	0	1	66
0414 414	98	32	1	0	56
0415 415	168	25	2	0	88
0416 416	303	71	3	0	210
0417 417	160	56	0	0	124
0418 418	369	96	1	1	281
0419 419	437	158	2	0	280
0420 420	458	118	3	0	342
0421 421	41	12	0	0	30
0422 422	2	0	0	0	6
0423 423	374	113	5	0	223



NUMBERED KEY CANVASS

Washington County, Oregon  
Primary Election  
May 20, 2014

Official Final

RUN DATE:06/09/14 08:21 AM

REPORT-EL52 PAGE 0122

	VOTES	PERCENT		VOTES	PERCENT
Metro Council President					
Vote for 1					
01 = Tom Hughes	44,380	78.65			
02 = Jeremiah William Johnson	11,587	20.53	04 = OVER VOTES	17	
03 = WRITE-IN	459	.81	05 = UNDER VOTES	26,608	

(CONTINUED FROM PREVIOUS PAGE)

	01	02	03	04	05
0424 424	531	157	12	0	378
0425 425	30	15	0	0	41
0426 426	17	3	0	0	8
0427 427	3	0	0	0	2
0428 428	179	46	1	0	111
0429 429	292	90	5	0	234
0432 432	23	4	2	0	19
0433 433	282	97	3	1	211
0434 434	531	170	9	2	416
0435 435	513	182	4	1	390
0436 436	312	61	2	0	193
0437 437	16	4	0	0	11
0438 438	21	13	0	0	27
0439 439	0	0	0	0	3
0440 440	127	32	1	0	41
0441 441	12	1	0	0	2
0442 442	135	24	3	0	102
0443 443	5	3	0	0	5
0444 444	239	42	2	0	173
0445 445	103	22	0	0	93
0446 446	735	196	7	0	508
0447 447	461	67	2	0	334
0448 448	58	14	2	0	27
0449 449	14	1	0	0	7
0450 450	2	0	0	0	0
0451 451	97	30	1	0	81
0452 452	202	73	2	0	139
0453 453	6	1	0	0	3
0454 454	81	27	2	0	50
0455 455	23	4	0	0	12
0456 456	10	0	0	0	2
0457 457	207	70	2	0	184
0458 458	499	192	5	0	248
0459 459	449	172	2	0	208
0460 460	183	59	0	0	68
0461 461	512	101	3	0	302



**Canvass Report — Official**  
**Clackamas County, Oregon — Primary Election**  
 Page 127 of 146

— May 20, 2014

Total Number of Voters: 59,231 of 223,718 = 30.95%

06/09/2014 09:15 AM  
 Precincts Reporting 118 of 118 = 100.00%

**Metro Auditor Nonpartisan**

Precinct	Blank Ballots Cast	Over Votes	Under Votes	Total Ballots Cast	Registered Voters	Percent Turnout	Brian Evans	Write-In	Totals
001	0	0	579	1,231	3,688	33.38%	634	18	652
002	0	0	436	946	3,120	30.32%	496	14	510
003	2	0	362	766	2,293	33.41%	395	5	404
004	0	0	2	7	35	20.00%	5	0	5
005	0	0	417	937	3,757	24.67%	512	6	520
006	1	0	400	822	2,424	33.91%	417	5	422
007	0	0	340	771	2,726	28.28%	421	10	431
010	0	0	6	7	27	25.93%	1	0	1
031	1	0	223	530	2,142	24.74%	256	9	307
032	2	0	230	540	2,198	24.57%	300	10	310
033	1	0	275	646	2,178	29.75%	372	1	373
051	0	0	371	817	2,484	32.89%	435	11	446
052	0	0	391	919	2,653	34.64%	520	4	524
053	0	0	266	657	2,238	29.36%	363	6	369
054	0	0	400	847	2,199	38.52%	458	9	467
055	0	0	362	804	2,441	32.94%	414	6	422
070	0	0	0	0	5	0.00%	0	0	0
071	0	0	48	75	155	48.39%	27	0	27
072	0	0	17	39	110	35.45%	21	1	22
073	0	0	24	52	174	29.89%	23	0	23
074	0	0	14	24	59	40.68%	10	0	10
100	0	0	62	113	400	28.25%	51	0	51
101	0	0	350	798	3,877	20.58%	482	6	488
102	0	0	15	36	348	10.34%	20	1	21
103	2	0	330	718	2,951	24.33%	365	3	368
104	0	0	0	0	3	0.00%	0	0	0
105	0	0	94	238	976	24.39%	140	4	144
130	1	0	373	872	2,635	33.04%	497	2	499
131	0	0	388	844	2,816	29.97%	452	4	456
132	1	0	312	673	2,386	29.18%	357	4	361
133	1	0	600	1,348	3,601	37.43%	735	5	740
134	0	0	422	908	2,419	37.54%	475	7	482

CERTIFIED COPY OF THE ORIGINAL  
 SHERRY HALL, COUNTY CLERK

BY: 

**Canvass Report — Official**  
**Clackamas County, Oregon — Primary Election**

Page 128 of 146

— May 20, 2014

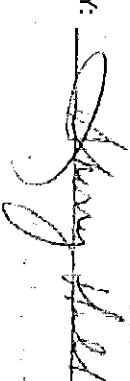
Total Number of Voters: 67,231 of 223,718 = 30.95%

06/09/2014 09:15 AM  
 Precincts Reporting 118 of 118 = 100.00%

**Metro Auditor Nonpartisan**

Precinct	Blank Ballots Cast	Over Votes	Under Votes	Total Ballots Cast	Registered Voters	Percent Turnout	Brian Evans	Write-In	Totals
----------	--------------------	------------	-------------	--------------------	-------------------	-----------------	-------------	----------	--------

CERTIFIED COPY OF THE ORIGINAL  
 SHERRY HAL, COUNTY CLERK

BY: 

135	0	0	492	982	2,631	37.32%	533	7	540
151	0	0	499	972	2,565	37.89%	514	9	523
152	2	0	490	1,083	2,839	36.15%	637	6	643
153	0	0	276	728	2,599	28.01%	496	6	452
154	2	0	114	293	724	40.47%	179	0	179
155	0	0	407	963	3,090	31.17%	530	6	536
156	1	0	495	1,028	3,155	32.58%	525	6	531
157	0	0	358	804	2,411	33.35%	444	2	446
158	1	0	234	525	1,896	27.69%	285	6	291
159	2	0	429	1,110	3,599	30.84%	666	13	681
160	1	0	45	93	386	24.09%	47	1	48
201	1	0	381	960	3,377	28.43%	569	10	579
202	1	0	434	1,159	4,500	25.20%	708	17	725
203	0	0	493	1,138	2,083	54.63%	442	3	645
251	0	0	0	0	5	0.00%	0	0	0
252	0	0	253	568	1,853	30.65%	306	7	315
280	0	0	134	371	1,343	27.62%	231	6	237
281	0	0	191	463	1,479	31.30%	266	4	272
282	0	0	36	108	485	22.27%	70	0	70
283	0	0	67	170	487	34.91%	63	0	63
320	0	0	255	503	1,256	40.05%	240	8	248
321	0	0	336	581	1,653	35.15%	243	2	245
323	0	0	2	4	9	44.44%	2	0	2
400	1	0	487	771	1,472	52.38%	276	6	284
401	0	1	279	486	1,029	47.23%	202	4	206
402	1	0	439	760	1,452	52.34%	311	10	321
403	0	0	231	468	1,286	36.39%	223	14	237
404	5	0	57	110	459	23.97%	52	1	53
405	0	0	94	220	714	30.81%	123	3	126
406	0	0	39	88	270	32.59%	46	3	49
410	0	0	205	458	1,522	30.09%	252	1	253
411	0	0	304	719	2,942	24.44%	412	3	415

# Canvass Report — Official

## Clackamas County, Oregon — Primary Election

Page 129 of 146

— May 20, 2014

06/09/2014 09:15 AM

Total Number of Voters: 69,231 of 223,718 = 30.95%

Precincts Reporting 118 of 118 = 100.00%

Metro Auditor Nonpartisan

Precinct	Blank Ballots Cast	Over Votes	Under Votes	Total Ballots Cast	Registered Voters	Percent Turnout	Brian Evans	Write-In	Totals
412	0	0	285	550	3,695	28.45%	261	4	265
413	0	0	151	354	2,052	17.25%	201	2	203
414	1	0	153	277	848	28.67%	120	4	124
415	0	0	31	65	232	28.02%	34	0	34
416	2	0	247	708	3,244	21.79%	442	19	461
417	0	0	2	4	17	23.53%	2	0	2
418	4	0	352	868	4,026	21.56%	514	2	516
419	0	0	130	241	807	29.85%	108	3	111
420	0	0	42	136	609	22.33%	94	0	94
421	0	0	330	839	2,638	31.80%	501	8	509
422	2	0	293	763	3,786	20.15%	464	6	470
423	0	0	7	9	25	36.00%	2	0	2
500	1	0	538	1,157	3,883	34.20%	600	19	619
501	1	0	331	1,018	2,941	34.48%	672	11	683
502	0	0	484	1,197	3,644	32.85%	702	11	713
503	1	0	505	1,175	3,526	33.32%	647	23	670
504	1	0	230	562	2,274	24.56%	324	8	332
505	1	0	236	555	1,774	31.29%	314	5	319
506	1	0	286	653	2,539	25.72%	364	3	367
510	0	0	101	227	706	32.15%	122	4	126
511	0	0	0	0	1	0.00%	0	0	0
512	2	0	112	273	966	28.26%	159	2	161
515	0	0	52	115	471	24.42%	62	1	63
519	0	0	24	54	204	26.47%	30	0	30
<b>Totals:</b>	<b>47</b>	<b>1</b>	<b>21,506</b>	<b>48,167</b>	<b>157,541</b>	<b>26.40%</b>	<b>26,408</b>	<b>462</b>	<b>26,870</b>

CERTIFIED COPY OF THE ORIGINAL  
SHERRY HALL, COUNTY CLERK  
BY:

Metro Auditor

Vote For 1

01 = Brian Evans

02 = WRITE-IN

VOTES PERCENT

60,292 98.05  
 1,199 1.95

03 = OVER VOTES  
 04 = UNDER VOTES

VOTES PERCENT

2  
 74,543

	01	02	03	04
2701	111	2	0	155
2702	153	0	0	193
3101	155	3	0	238
3102	53	2	0	98
3301	705	22	0	823
3302	669	14	0	748
3303	463	7	0	617
3304	112	4	0	155
3501	137	0	0	178
3502	832	11	0	1032
3601	310	3	0	397
3602	425	9	0	432
3603	356	13	0	290
3604	725	14	0	874
3605	473	7	0	628
3606	896	8	0	1223
3607	446	3	0	572
3608	710	7	0	746
3609	94	2	0	130
3610	754	7	0	884
3611	811	12	0	1048
3612	831	22	0	717
3801	763	16	0	942
3802	624	5	0	720
3803	665	10	0	736
3804	519	2	0	600
3805	312	9	0	385
3806	269	3	0	322
3807	152	3	0	207
3808	16	1	0	16
4101	717	14	0	781
4102	630	20	0	839
4103	752	8	0	1028
4104	857	15	0	1040
4201	515	15	0	770
4203	481	20	0	645
4204	829	11	0	1043
4205	756	18	0	1265
4206	710	24	0	947
4207	652	19	0	973
4208	643	21	0	963
4209	681	15	0	841
4210	691	12	0	917
4211	757	22	0	995
4301	609	6	0	755
4302	480	16	0	696
4303	484	13	0	749
4304	529	13	0	787
4305	676	11	0	892
4306	642	4	0	794
4307	573	15	0	794
4308	892	12	0	1032
4310	604	9	0	807
4311	531	11	0	689
4401	481	15	0	553

	VOTES	PERCENT		VOTES	PERCENT
Metro Auditor					
Vote For 1					
01 = Brian Evans	60,292	98.05	03 = OVER VOTES	2	
02 = WRITE-IN	1,199	1.95	04 = UNDER VOTES	74,543	

(CONTINUED FROM PREVIOUS PAGE)

	01	02	03	04
4402	609	22	0	751
4403	559	15	0	731
4404	508	9	0	593
4405	644	27	0	760
4406	596	13	0	842
4407	434	9	0	622
4408	567	9	0	704
4409	217	4	0	258
4501	859	8	0	1189
4502	694	20	0	842
4503	820	10	0	953
4504	1022	15	0	1271
4505	445	6	0	606
4506	438	14	0	524
4507	722	18	0	848
4508	531	12	0	625
4509	313	6	0	397
4510	354	1	0	396
4511	267	9	0	312
4512	103	1	0	82
4601	798	19	0	911
4602	789	13	1	889
4603	836	11	0	1335
4604	473	12	0	566
4605	684	15	0	901
4606	577	14	0	678
4607	458	6	0	550
4608	307	8	0	252
4609	665	15	0	826
4701	402	6	0	389
4702	90	1	0	134
4703	343	7	0	478
4704	644	6	0	746
4705	592	16	0	659
4706	373	9	0	412
4707	232	3	0	280
4708	450	9	0	509
4709	236	6	0	249
4710	495	19	0	556
4801	149	5	0	191
4802	414	10	0	431
4803	253	7	0	249
4804	162	8	0	180
4805	81	0	0	75
4806	185	4	0	263
4807	294	4	0	268
4901	7	0	0	17
4902	0	0	0	4
4903	448	7	0	390
4904	310	3	0	326
4905	459	2	0	437
4906	111	3	0	102
4907	47	1	0	53
4908	277	7	0	386
4909	539	9	0	593

	VOTES	PERCENT		VOTES	PERCENT
Metro Auditor					
Vote For 1					
01 = Brian Evans	60,292	98.05	03 = OVER VOTES	2	
02 = WRITE-IN	1,199	1.95	04 = UNDER VOTES	74,543	

(CONTINUED FROM PREVIOUS PAGE)

	01	02	03	04
4910	386	5	0	461
4911	457	10	0	517
5001	382	7	0	408
5002	545	9	0	684
5003	570	9	0	715
5004	484	13	0	756
5005	260	8	0	332
5006	462	9	1	537
5007	398	6	0	530
5008	457	2	0	605
5009	105	0	0	80
5101	79	9	0	84
5102	481	13	0	593
5103	294	9	0	280
5104	451	6	0	477
5105	47	0	0	50
5106	207	6	0	205
5107	95	1	0	132
5202	58	2	0	123
5203	132	1	0	196
5204	347	1	0	486

Certificate

I certify that the votes recorded on this abstract correctly summarize the tally of votes cast at the election indicated.



Tim Scott, Director of Elections  
 Multnomah County, Oregon

NUMBERED KEY CANVASS

RUN DATE:06/09/14 08:21 AM

Washington County, Oregon  
 Primary Election  
 May, 20, 2014

Official Final

REPORT-EL52 PAGE 0123

VOTES PERCENT

VOTES PERCENT

Metro Auditor

Vote for 1

01 = Brian Evans

02 = WRITE-IN

40,154 98.87  
 459 1.13

03 = OVER VOTES  
 04 = UNDER VOTES

4  
 42,434

	01	02	03	04
0302 302	239	7	0	376
0303 303	89	0	0	95
0304 304	327	11	0	408
0306 306	89	2	0	86
0307 307	276	1	0	209
0309 309	681	4	0	463
0312 312	0	0	0	0
0313 313	0	0	0	2
0314 314	4	0	0	0
0317 317	2	0	0	2
0318 318	405	1	0	334
0319 319	131	1	0	78
0320 320	349	3	0	382
0322 322	5	0	0	6
0323 323	327	2	0	284
0325 325	0	0	0	0
0327 327	419	6	0	329
0328 328	4	0	0	6
0329 329	480	7	0	345
0331 331	280	3	0	292
0332 332	348	3	0	315
0333 333	319	4	0	232
0335 335	598	8	0	538
0336 336	424	4	0	363
0337 337	535	11	0	395
0338 338	415	5	0	379
0339 339	253	2	2	204
0340 340	442	7	0	394
0341 341	19	0	0	9
0342 342	8	0	0	7
0343 343	658	10	0	586
0344 344	542	19	0	521
0346 346	30	0	0	30
0348 348	6	0	0	5
0349 349	292	3	0	323
0350 350	533	9	0	486
0351 351	259	4	0	312
0352 352	89	2	0	54
0353 353	363	3	0	331
0354 354	710	6	0	768
0355 355	481	7	0	516
0356 356	198	6	0	250
0357 357	254	1	0	207
0358 358	307	3	0	243
0359 359	331	4	0	292
0360 360	386	1	0	310
0361 361	193	2	0	142
0362 362	773	12	0	776
0363 363	604	7	1	623
0364 364	734	14	0	1020
0365 365	548	8	0	732
0366 366	262	3	0	312
0367 367	617	2	0	732
0368 368	608	9	0	670
0369 369	325	3	0	357



VOTES PERCENT

VOTES PERCENT

Metro Auditor

Vote for 1

01 = Brian Evans

02 = WRITE-IN

40,154 98.87  
459 1.13

03 = OVER VOTES  
04 = UNDER VOTES

4  
42,434

(CONTINUED FROM PREVIOUS PAGE)

	01	02	03	04
0370 370	344	1	0	285
0371 371	454	5	0	463
0372 372	348	2	0	454
0374 374	4	0	0	2
0375 375	51	0	0	39
0376 376	354	5	0	402
0377 377	452	3	0	576
0378 378	263	1	0	282
0379 379	541	12	0	648
0380 380	440	3	0	573
0381 381	86	3	0	111
0382 382	466	6	0	460
0383 383	271	3	0	292
0384 384	465	6	0	522
0385 385	579	4	0	621
0386 386	592	3	0	762
0387 387	136	1	0	93
0388 388	36	2	0	26
0389 389	349	2	1	411
0390 390	666	6	0	790
0391 391	29	2	0	38
0392 392	20	0	0	36
0393 393	114	0	0	164
0394 394	18	0	0	12
0395 395	416	1	0	516
0396 396	147	5	0	123
0397 397	305	4	0	417
0398 398	135	3	0	242
0399 399	326	3	0	313
0400 400	376	5	0	399
0401 401	323	4	0	423
0402 402	162	0	0	166
0403 403	553	8	0	660
0404 404	376	5	0	422
0405 405	712	6	0	719
0406 406	446	4	0	401
0407 407	315	7	0	411
0408 408	839	8	0	794
0409 409	410	3	0	454
0410 410	339	5	0	395
0411 411	299	0	0	293
0412 412	261	2	0	400
0413 413	103	0	0	100
0414 414	85	1	0	101
0415 415	138	1	0	144
0416 416	259	0	0	328
0417 417	170	2	0	168
0418 418	318	3	0	427
0419 419	457	3	0	417
0420 420	432	4	0	485
0421 421	41	0	0	42
0422 422	0	0	0	8
0423 423	387	4	0	324
0424 424	518	6	0	554
0425 425	37	0	0	49

NUMBERED KEY CANVASS

Washington County, Oregon  
Primary Election  
May 20, 2014

Official Final

RUN DATE:06/09/14 08:21 AM

REPORT-EL52 PAGE 0125

VOTES PERCENT

VOTES PERCENT

Metro Auditor

Vote for 1

01 = Brian Evans

02 = WRITE-IN

40,154 98.87  
459 1.13

03 = OVER VOTES  
04 = UNDER VOTES

4  
42,434

(CONTINUED FROM PREVIOUS PAGE)

	01	02	03	04
0426 426	14	0	0	14
0427 427	3	0	0	2
0428 428	176	1	0	160
0429 429	251	7	0	363
0432 432	23	1	0	24
0433 433	279	3	0	312
0434 434	491	7	0	630
0435 435	505	4	0	581
0436 436	270	3	0	295
0437 437	12	0	0	19
0438 438	24	0	0	37
0439 439	0	0	0	3
0440 440	112	0	0	89
0441 441	8	0	0	7
0442 442	114	1	0	149
0443 443	6	0	0	7
0444 444	200	0	0	256
0445 445	94	1	0	123
0446 446	653	9	0	784
0447 447	398	0	0	466
0448 448	55	2	0	44
0449 449	10	0	0	12
0450 450	1	0	0	1
0451 451	81	2	0	126
0452 452	201	3	0	212
0453 453	6	0	0	4
0454 454	87	1	0	72
0455 455	7	0	0	32
0456 456	6	0	0	6
0457 457	217	2	0	244
0458 458	436	4	0	504
0459 459	418	5	0	408
0460 460	194	2	0	114
0461 461	468	4	0	446



**Canvass Report — Official**  
**Clackamas County, Oregon — Primary Election**

Page 130 of 146


— May 20, 2014

Total Number of Voters: 81,231 of 223,718 = 30.95%

06/09/2014 09:15 AM  
 Precincts Reporting 116 of 118 = 100.00%

**Metro Councilor, 1st District Nonpartisan**

Precinct	Blank Ballots Cast	Over Votes	Under Votes	Total Ballots Cast	Registered Voters	Percent Turnout	Shirley R Craddick	Write-In	Totals
074	0	0	13	24	59	40.68%	10	1	11
104	0	0	0	0	3	0.00%	0	0	0
400	1	0	456	771	1,469	52.48%	300	13	313
401	0	0	270	485	1,029	47.23%	205	11	216
402	1	0	424	750	1,433	52.34%	307	19	326
403	0	0	218	468	1,286	36.39%	232	18	250
404	5	0	54	110	459	23.97%	56	0	56
405	0	0	95	220	714	30.81%	121	4	125
406	0	0	36	88	270	32.59%	49	3	52
412	0	0	287	550	1,193	32.49%	255	8	263
414	1	0	90	169	360	46.94%	73	1	74
<b>Totals:</b>	<b>8</b>	<b>0</b>	<b>1,045</b>	<b>3,626</b>	<b>8,775</b>		<b>1,608</b>	<b>53</b>	<b>1,661</b>

CERTIFIED COPY OF THE ORIGINAL  
 SHERBY HALL, COUNTY CLERK  
 BY: 

Metro Councilor, 1st District

Vote For 1

01 = Shirley R Craddick  
 02 = WRITE-IN

VOTES PERCENT  
 12,863 97.77  
 293 2.23

03 = OVER VOTES  
 04 = UNDER VOTES

VOTES PERCENT  
 1  
 13,998

	01	02	03	04
4409	8	0	0	6
4510	359	2	0	390
4701	378	6	0	413
4703	339	13	0	476
4704	653	11	0	732
4706	380	7	0	407
4708	465	14	0	489
4709	237	6	0	248
4710	414	13	0	468
4805	84	0	0	72
4806	195	4	0	253
4901	9	0	0	15
4902	0	0	0	4
4903	467	7	0	371
4904	316	5	0	318
4905	460	6	0	432
4906	119	2	0	95
4907	52	0	0	49
4908	298	4	0	368
4909	553	10	0	578
4910	399	12	0	441
4911	465	15	0	504
5001	397	15	0	385
5002	561	11	0	666
5003	623	13	0	658
5004	563	19	0	671
5005	278	10	0	312
5006	481	10	1	517
5007	420	11	0	503
5008	492	7	0	565
5009	110	1	0	74
5101	87	6	0	79
5102	503	14	0	570
5103	291	9	0	283
5104	451	13	0	470
5105	48	0	0	49
5106	215	4	0	199
5107	122	5	0	101
5202	63	1	0	119
5203	135	1	0	193
5204	373	6	0	455

Certificate

I certify that the votes recorded on this abstract correctly summarize the tally of votes cast at the election indicated.



Tim Scott, Director of Elections  
 Multnomah County, Oregon

**Canvass Report — Official**  
**Clackamas County, Oregon — Primary Election**

Page 131 of 146


— May 20, 2014

Total Number of Voters: 63,231 of 223,718 = 30.95%

06/09/2014 09:15 AM  
 Precincts Reporting 118 of 118 = 100.00%

**Metro Councilor, 2nd District Nonpartisan**

Precinct	Blank Ballots Cast	Over Votes	Under Votes	Total Ballots Cast	Registered Voters	Percent Turnout	Carlotta Collette	Write-In	Totals
001	0	0	569	1,231	3,666	33.36%	636	26	662
002	0	0	437	946	3,120	30.32%	490	19	509
003	2	0	360	766	2,293	33.41%	397	9	406
004	0	0	2	7	35	20.00%	5	0	5
005	0	0	425	937	3,767	24.87%	503	9	512
006	1	0	404	822	2,424	33.91%	407	11	418
007	0	0	349	771	2,726	28.26%	413	9	422
010	0	0	6	7	27	25.93%	1	0	1
031	1	0	223	530	2,142	24.74%	244	13	307
032	2	0	235	540	2,178	24.57%	241	14	305
033	1	0	276	646	2,178	29.75%	366	2	370
051	0	0	334	817	2,464	32.89%	461	14	483
052	0	0	371	919	2,653	34.64%	532	16	548
053	0	0	261	657	2,236	29.36%	369	7	376
054	0	0	361	847	3,199	26.62%	446	20	466
055	0	0	361	804	2,443	32.94%	424	19	443
070	0	0	0	0	5	0.00%	0	0	0
071	0	0	45	75	155	48.39%	28	2	30
072	0	0	16	34	110	35.45%	20	1	21
073	0	0	24	52	174	25.89%	23	0	23
100	0	0	66	113	400	28.25%	47	0	47
101	0	0	352	798	3,677	20.58%	436	10	446
102	0	0	16	36	348	10.34%	19	1	20
103	2	0	332	716	2,951	24.33%	361	5	366
105	0	0	94	238	976	24.39%	142	2	144
130	1	0	365	872	2,639	33.04%	464	3	467
131	0	0	361	844	2,616	29.97%	455	8	463
132	1	0	305	673	2,306	29.18%	361	7	368
133	1	0	615	1,346	3,601	37.43%	720	13	733
134	0	0	424	908	2,419	37.54%	470	14	484
135	0	0	455	962	2,631	37.32%	523	4	527
151	0	0	445	972	2,565	37.89%	510	17	527

CERTIFIED COPY OF THE ORIGINAL  
 SHERRY HALL, COUNTY CLERK  
 BY: 

**Canvass Report — Official**  
**Clackamas County, Oregon — Primary Election**

Page 132 of 146


— May 20, 2014

Total Number of Voters: 67,231 of 223,718 = 30.95%

06/09/2014 09:15 AM  
 Precincts Reporting 118 of 118 = 100.00%

**Metro Councilor, 2nd District Nonpartisan**

Precinct	Blank Ballots Cast	Over Votes	Under Votes	Total Ballots Cast	Registered Voters	Percent Turnout	Carlotta Collette	Write-In	Totals
152	2	0	450	1,083	2,439	38.15%	621	12	633
153	0	0	285	728	2,579	28.01%	434	5	439
154	2	0	114	293	724	40.47%	176	1	179
155	0	0	409	953	3,090	31.17%	547	7	554
156	1	0	487	1,026	3,155	32.52%	532	7	539
157	0	0	364	804	2,411	33.35%	430	10	440
158	1	0	228	525	1,896	27.69%	287	10	297
159	2	0	429	1,110	3,599	30.84%	651	20	671
160	1	0	43	93	386	24.08%	47	3	50
280	0	0	140	371	1,343	27.62%	227	4	231
281	0	0	195	463	1,474	31.30%	264	3	267
282	0	0	37	108	485	22.27%	71	0	71
283	0	0	89	170	487	34.91%	60	1	61
320	0	0	256	503	1,256	40.05%	232	15	247
321	0	0	335	581	1,653	35.15%	241	5	246
400	1	0	0	0	3	0.00%	0	0	0
402	1	0	4	10	19	52.63%	5	1	6
410	0	0	203	458	1,522	30.09%	254	1	255
411	0	0	306	719	2,942	24.44%	404	9	413
412	0	0	0	0	2	0.00%	0	0	0
413	0	0	153	354	2,052	17.25%	196	5	201
414	1	0	64	108	488	22.13%	44	0	44
415	0	0	27	65	232	28.02%	37	1	38
416	2	0	257	708	3,249	21.79%	430	21	451
417	0	0	2	4	17	23.53%	2	0	2
418	4	0	349	868	4,026	21.56%	515	4	519
419	0	0	123	241	807	29.86%	115	3	118
420	0	0	46	136	609	22.33%	90	0	90
421	0	0	330	839	2,638	31.80%	476	13	509
422	2	0	302	763	3,786	20.15%	452	9	461
423	0	0	7	9	25	36.00%	2	0	2
500	1	1	512	1,157	3,383	34.20%	625	19	644

CERTIFIED COPY OF THE ORIGINAL  
 SHERRY HALL, COUNTY CLERK  
 BY: 

**Canvass Report — Official  
Clackamas County, Oregon — Primary Election**

Page 133 of 146

— May 20, 2014

Total Number of Voters: 67,231 of 223,714 = 30.95%

06/09/2014 09:15 AM  
Precincts Reporting 118 of 118 = 100.00%

**Metro Councilor, 2nd District Nonpartisan**

Precinct	Blank Ballots Cast	Over Votes	Under Votes	Total Ballots Cast	Registered Voters	Percent Turnout	Carlotta Collette	Write-In	Totals
501	1	0	311	1,014	2,941	34.48%	685	18	703
502	0	0	471	1,197	3,644	32.65%	711	15	726
503	1	0	501	1,175	3,526	33.32%	650	24	674
504	1	0	237	562	2,274	24.66%	315	10	325
505	1	0	236	555	1,774	31.29%	306	9	317
506	1	0	263	653	2,539	25.72%	367	3	370
510	0	0	100	227	704	32.15%	122	5	127
511	0	0	0	0	1	0.00%	0	0	0
512	2	0	118	273	966	28.26%	151	4	155
515	0	0	51	115	471	24.42%	62	2	64
519	0	0	21	54	204	26.47%	32	1	33
<b>Totals:</b>	<b>40</b>	<b>1</b>	<b>17,860</b>	<b>41,002</b>	<b>136,839</b>	<b>27.56%</b>	<b>555</b>	<b>21,141</b>	<b>566</b>

CERTIFIED COPY OF THE ORIGINAL  
SHERRY HALL, COUNTY CLERK  
BY: *Sherry Hall*

Metro Councilor, 2nd District  
Vote For 1  
01 = Carlotta Collette  
02 = WRITE-IN

VOTES PERCENT

VOTES PERCENT

2,341 98.20  
43 1.80

03 = OVER VOTES  
04 = UNDER VOTES

0  
2,808

	01	02	03	04
3501	134	0	0	181
3801	772	20	0	929
3802	619	9	0	721
3804	59	0	0	53
3805	314	8	0	384
3806	270	4	0	320
3807	156	1	0	205
3808	17	1	0	15

Certificate

I certify that the votes recorded on this abstract correctly summarize the tally of votes cast at the election indicated.



Tim Scott, Director of Elections  
Multnomah County, Oregon



NUMBERED KEY CANVASS

Washington County, Oregon  
Primary Election  
May 20, 2014

Official Final

RUN DATE:06/09/14 08:21 AM

REPORT-EL52 PAGE 0126

Metro Councilor, 2nd District

Vote for 1

01 = Carlotta Collette

02 = WRITE-IN

VOTES PERCENT

VOTES PERCENT

23 100.00  
0

03 = OVER VOTES  
04 = UNDER VOTES

0  
16

	01	02	03	04
0348 348	6	0	0	5
0394 394	17	0	0	11



NUMBERED KEY CANVASS

RUN DATE:06/09/14 08:21 AM

Washington County, Oregon  
Primary Election  
May 20, 2014

Official Final

REPORT-EL52 PAGE 0127

Metro Councilor, 4th District

Vote for 1

01 = Kathryn Harrington

02 = WRITE-IN

VOTES PERCENT

20,081 98.50  
305 1.50

03 = OVER VOTES  
04 = UNOER VOTES

VOTES PERCENT

1  
18,471

	01	02	03	04
0303 303	72	0	0	68
0306 306	95	2	0	80
0307 307	283	0	0	203
0309 309	702	8	0	438
0312 312	0	0	0	0
0313 313	0	0	0	2
0314 314	4	0	0	0
0317 317	2	0	0	2
0318 318	401	5	0	334
0319 319	131	2	0	77
0323 323	331	2	0	280
0325 325	0	0	0	0
0327 327	420	16	0	318
0328 328	2	0	0	8
0329 329	479	10	0	343
0331 331	277	7	1	290
0332 332	380	5	0	281
0333 333	321	7	0	227
0335 335	620	13	0	511
0336 336	436	3	0	352
0337 337	550	11	0	380
0338 338	434	12	0	353
0339 339	263	3	0	195
0340 340	455	13	0	375
0341 341	20	0	0	8
0342 342	10	1	0	4
0343 343	690	13	0	551
0344 344	566	21	0	495
0346 346	31	0	0	29
0352 352	87	5	0	53
0353 353	358	2	0	337
0355 355	479	8	0	517
0356 356	210	2	0	242
0357 357	250	1	0	211
0358 358	307	6	0	240
0359 359	351	3	0	273
0360 360	390	0	0	307
0361 361	200	1	0	136
0362 362	800	11	0	750
0363 363	615	13	0	607
0364 364	767	13	0	988
0365 365	45	3	0	65
0366 366	68	0	0	50
0367 367	622	3	0	726
0368 368	615	10	0	662
0369 369	320	9	0	356
0370 370	349	1	0	280
0371 371	470	12	0	440
0372 372	356	3	0	445
0374 374	2	0	0	4
0376 376	361	7	0	393
0377 377	472	9	0	550
0378 378	278	1	0	267
0383 383	20	1	0	31
0386 386	578	5	0	774

NUMBERED KEY CANVASS

RUN DATE: 06/09/14 08:21 AM

Washington County, Oregon  
Primary Election  
May 20, 2014

Official Final

REPORT EL52 PAGE 0128

Metro Councilor, 4th District

Vote for 1

01 = Kathryn Harrington

02 = WRITE-IN

VOTES PERCENT

20,081 98.50  
305 1.50

03 = OVER VOTES  
04 = UNDER VOTES

VOTES PERCENT

1  
18,471

(CONTINUED FROM PREVIOUS PAGE)

	01	02	03	04
0387 387	141	1	0	88
0392 392	3	0	0	4
0422 422	0	0	0	8
0439 439	0	0	0	3
0440 440	113	0	0	88
0444 444	200	2	0	254
0447 447	412	1	0	451
0448 448	55	2	0	44
0449 449	12	0	0	10
0452 452	210	1	0	205
0453 453	6	0	0	4
0458 458	457	8	0	479
0459 459	447	4	0	380
0460 460	196	2	0	112
0461 461	484	1	0	433



	TOTAL	PERCENT		TOTAL	PERCENT
01 = REGISTERED VOTERS - TOTAL	422,638		07 = BALLOTS CAST - Republican	24,674	17.85
02 = REGISTERED VOTERS - Democrat	220,286	52.12	08 = BALLOTS CAST - NONPARTISAN	27,748	20.07
03 = REGISTERED VOTERS - Republican	63,513	15.03	09 = VOTER TURNOUT - TOTAL		32.71
04 = REGISTERED VOTERS - NONPARTISAN	138,839	32.85	10 = VOTER TURNOUT - Democrat		38.95
05 = BALLOTS CAST - TOTAL	138,231		11 = VOTER TURNOUT - Republican		38.85
06 = BALLOTS CAST - Democrat	85,809	62.08	12 = VOTER TURNOUT - NONPARTISAN		19.99

	01	02	03	04	05	06	07	08	09	10	11	12
2701	626	352	157	117	268	163	73	32	42.81	46.31	46.50	27.35
2702	854	407	278	169	347	175	141	31	40.63	43.00	50.72	18.34
3101	1259	601	266	392	396	226	93	77	31.45	37.60	34.96	19.64
3102	1853	867	451	535	604	335	172	97	32.60	38.64	38.14	18.13
3103	634	291	202	141	220	117	83	20	34.70	40.21	41.09	14.18
3301	4363	2620	342	1401	1552	1126	100	326	35.57	42.98	29.24	23.27
3302	4432	2474	508	1450	1432	959	162	311	32.31	38.76	31.89	21.45
3303	3542	1611	817	1114	1089	569	270	250	30.75	35.32	33.05	22.44
3304	581	308	127	146	273	165	66	42	46.99	53.57	51.97	28.77
3501	904	450	206	248	315	181	83	51	34.85	40.22	40.29	20.56
3502	4764	2621	834	1309	1876	1138	415	323	39.38	43.42	49.76	24.68
3601	1510	841	299	370	711	439	172	100	47.09	52.20	57.53	27.03
3602	3626	1938	248	1440	867	572	46	249	23.91	29.51	18.55	17.29
3603	3742	1582	264	1896	659	365	60	234	17.61	23.07	22.73	12.34
3604	4348	2322	637	1389	1614	1027	298	289	37.12	44.23	46.78	20.81
3605	3205	1612	525	1068	1109	633	261	215	34.60	39.27	49.71	20.13
3606	4615	2760	657	1198	2131	1437	308	386	46.18	52.07	46.88	32.22
3607	2514	1434	338	742	1021	674	175	172	40.61	47.00	51.78	23.18
3608	3886	2047	620	1219	1463	921	260	282	37.65	44.99	41.94	23.13
3609	541	304	148	89	226	134	72	20	41.77	44.08	48.65	22.47
3610	4065	2381	651	1033	1651	1074	315	262	40.62	45.11	48.39	25.36
3611	4636	2676	729	1231	1873	1244	304	325	40.40	46.49	41.70	26.40
3612	4033	2182	453	1398	1572	1030	192	350	38.98	47.20	42.38	25.04
3801	4075	2286	771	1018	1721	1112	337	272	42.23	48.64	43.71	26.72
3802	3324	1899	562	863	1351	908	229	214	40.64	47.81	40.75	24.80
3803	4182	2389	473	1320	1411	951	162	298	33.74	39.81	34.25	22.58
3804	2634	1479	396	759	1122	752	184	186	42.60	50.85	46.46	24.51
3805	2261	1182	332	747	711	441	121	149	31.45	37.31	36.45	19.95
3806	1884	909	502	473	596	351	192	53	31.63	38.61	38.25	11.21
3807	1099	490	373	236	363	185	149	29	33.03	37.76	39.95	12.29
3808	466	235	23	208	33	18	10	5	7.08	7.66	43.48	2.40
4101	3731	2211	368	1152	1513	1062	149	302	40.55	48.03	40.49	26.22
4102	4328	2305	560	1463	1491	948	211	332	34.45	41.13	37.68	22.69
4103	3737	2268	595	874	1788	1236	297	255	47.85	54.50	49.92	29.18
4104	4240	2660	373	1207	1914	1379	196	339	45.14	51.84	52.55	28.09
4201	3916	2229	149	1538	1301	905	56	340	33.22	40.60	37.58	22.11
4203	3826	1986	166	1674	1148	733	62	353	30.01	36.91	37.35	21.09
4204	4578	2773	214	1591	1884	1380	97	407	41.15	49.77	45.33	25.58
4205	4639	2956	253	1430	2043	1516	109	418	44.04	51.29	43.08	29.23
4206	4488	2553	240	1695	1682	1173	101	408	37.48	45.95	42.08	24.07
4207	4285	2531	146	1608	1647	1204	63	380	38.44	47.57	43.15	23.63
4208	3844	2322	180	1342	1630	1174	81	375	42.40	50.56	45.00	27.94
4209	4473	2433	354	1686	1541	1068	145	328	34.45	43.90	40.96	19.45
4210	4426	2407	359	1660	1621	1073	164	384	36.62	44.58	45.68	23.13
4211	4557	2570	432	1555	1774	1185	187	402	38.93	46.11	43.29	25.85
4301	4554	2862	217	1475	1370	970	80	320	30.08	33.89	36.87	21.69
4302	4428	2669	156	1603	1192	829	56	307	26.92	31.06	35.90	19.15
4303	4485	2814	123	1548	1246	925	38	283	27.78	32.87	30.89	18.28
4304	4625	2827	201	1597	1331	918	73	340	28.78	32.47	36.32	21.29
4305	4585	2871	335	1379	1579	1115	153	311	34.44	38.84	45.67	22.55
4306	4420	2626	324	1470	1441	997	140	304	32.60	37.97	43.21	20.68

	TOTAL	PERCENT		TOTAL	PERCENT
01 = REGISTERED VOTERS - TOTAL	422,638		07 = BALLOTS CAST - Republican	24,674	17.85
02 = REGISTERED VOTERS - Democrat	220,286	52.12	08 = BALLOTS CAST - NONPARTISAN	27,748	20.07
03 = REGISTERED VOTERS - Republican	63,513	15.03	09 = VOTER TURNOUT - TOTAL		32.71
04 = REGISTERED VOTERS - NONPARTISAN	138,839	32.85	10 = VOTER TURNOUT - Democrat		38.95
05 = BALLOTS CAST - TOTAL	138,231		11 = VOTER TURNOUT - Republican		38.85
06 = BALLOTS CAST - Democrat	85,809	62.08	12 = VOTER TURNOUT - NONPARTISAN		19.99

(CONTINUED FROM PREVIOUS PAGE)

	01	02	03	04	05	06	07	08	09	10	11	12
4307	4590	2702	360	1528	1382	901	163	318	30.11	33.35	45.28	20.81
4308	4317	2845	329	1143	1937	1483	134	320	44.87	52.13	40.73	28.00
4310	4478	2697	186	1595	1421	1050	69	302	31.73	38.93	37.10	18.93
4311	3314	2201	131	982	1233	938	52	243	37.21	42.62	39.69	24.75
4401	3963	2155	318	1490	1049	677	126	246	26.47	31.42	39.62	16.51
4402	4580	2555	394	1631	1382	889	178	315	30.17	34.79	45.18	19.31
4403	3705	2151	297	1257	1305	875	147	283	35.22	40.68	49.49	22.51
4404	4692	2689	288	1715	1110	766	87	257	23.66	28.49	30.21	14.99
4405	4543	2468	414	1661	1431	914	146	371	31.50	37.03	35.27	22.34
4406	4304	2437	462	1405	1451	943	201	307	33.71	38.70	43.51	21.85
4407	3323	2006	205	1112	1065	744	74	247	32.05	37.09	36.10	22.21
4408	4537	2478	584	1475	1280	792	221	267	28.21	31.96	37.84	18.10
4409	2023	984	232	807	479	279	73	127	23.68	28.35	31.47	15.74
4501	4559	2904	490	1165	2059	1503	229	327	45.16	51.76	46.73	28.07
4502	4207	2402	446	1359	1556	1005	186	365	36.99	41.84	41.70	26.86
4503	4054	2564	352	1138	1784	1303	165	316	44.01	50.82	46.88	27.77
4504	4403	3005	479	919	2311	1724	266	321	52.49	57.37	55.53	34.93
4505	2853	1733	328	792	1057	724	136	197	37.05	41.78	41.46	24.87
4506	3198	1549	594	1055	978	534	256	188	30.58	34.47	43.10	17.82
4507	4287	2572	428	1287	1590	1104	180	306	37.09	42.92	42.06	23.78
4508	4077	2087	467	1523	1171	701	171	299	28.72	33.59	36.62	19.63
4509	2582	1179	582	821	716	360	227	129	27.73	30.53	39.00	15.71
4510	2238	1070	576	592	751	391	254	106	33.56	36.54	44.10	17.91
4511	2508	1179	460	869	589	314	143	132	23.48	26.63	31.09	15.19
4512	556	294	112	150	186	110	53	23	33.45	37.41	47.32	15.33
4601	4552	2644	430	1478	1729	1169	190	370	37.98	44.21	44.19	25.03
4602	3556	2308	400	848	1693	1227	204	262	47.61	53.16	51.00	30.90
4603	4575	2874	479	1222	2183	1522	238	423	47.72	52.96	49.69	34.62
4604	4116	1898	593	1625	1051	568	216	267	25.53	29.93	36.42	16.43
4605	4679	2594	504	1581	1604	1011	224	369	34.28	38.97	44.44	23.34
4606	4556	2393	429	1734	1269	783	145	341	27.85	32.72	33.80	19.67
4607	3418	1551	742	1125	1014	510	320	184	29.67	32.88	43.13	16.36
4608	2667	1183	333	1151	567	302	91	174	21.26	25.53	27.33	15.12
4609	4691	2521	470	1700	1507	930	195	382	32.13	36.89	41.49	22.47
4701	2674	1313	636	725	798	424	272	102	29.84	32.29	42.77	14.07
4702	744	341	147	256	225	121	63	41	30.24	35.48	42.86	16.02
4703	2137	945	585	607	828	398	281	149	38.75	42.12	48.03	24.55
4704	4069	1880	963	1226	1396	709	464	223	34.31	37.71	48.18	18.19
4705	4441	2079	787	1575	1271	692	307	272	28.62	33.29	39.01	17.27
4706	3336	1496	671	1169	794	402	228	164	23.80	26.87	33.98	14.03
4707	1672	831	308	533	515	292	132	91	30.80	35.14	42.86	17.07
4708	3567	1652	672	1243	970	514	257	199	27.19	31.11	38.24	16.01
4709	1977	911	379	687	491	278	136	77	24.84	30.52	35.88	11.21
4710	4408	1891	810	1707	1070	504	319	247	24.27	26.65	39.38	14.47
4801	1333	511	371	451	345	168	123	54	25.88	32.88	33.15	11.97
4802	4060	1864	505	1691	855	490	131	234	21.06	26.29	25.94	13.84
4803	2368	1017	318	1033	509	251	91	167	21.49	24.68	28.62	16.17
4804	1511	651	215	645	350	185	64	101	23.16	28.42	29.77	15.66
4805	908	394	151	363	156	93	34	29	17.18	23.60	22.52	7.99
4806	1487	622	408	457	452	224	153	75	30.40	36.01	37.50	16.41
4807	2812	1235	491	1086	566	291	139	136	20.13	23.56	28.31	12.52
4901	62	20	28	14	24	6	16	2	38.71	30.00	57.14	14.29


	TOTAL	PERCENT		TOTAL	PERCENT
01 = REGISTERED VOTERS - TOTAL	422,638		07 = BALLOTS CAST - Republican	24,674	17.85
02 = REGISTERED VOTERS - Democrat	220,286	52.12	08 = BALLOTS CAST - NONPARTISAN	27,748	20.07
03 = REGISTERED VOTERS - Republican	63,513	15.03	09 = VOTER TURNOUT - TOTAL		32.71
04 = REGISTERED VOTERS - NONPARTISAN	138,839	32.85	10 = VOTER TURNOUT - Democrat		38.95
05 = BALLOTS CAST - TOTAL	138,231		11 = VOTER TURNOUT - Republican		38.85
06 = BALLOTS CAST - Democrat	85,809	62.08	12 = VOTER TURNOUT - NONPARTISAN		19.99

(CONTINUED FROM PREVIOUS PAGE)

	01	02	03	04	05	06	07	08	09	10	11	12
4902	27	13	9	5	4	0	4	0	14.81	.00	44.44	.00
4903	4336	1852	1107	1377	846	425	311	110	19.51	22.95	28.09	7.99
4904	3872	1402	1107	1363	639	282	271	86	16.50	20.11	24.48	6.31
4905	4380	1593	1462	1325	898	398	390	110	20.50	24.98	26.68	8.30
4906	1353	514	304	535	216	102	78	36	15.96	19.84	25.66	6.73
4907	272	122	99	51	101	47	36	18	37.13	38.52	36.36	35.29
4908	2223	851	618	754	670	292	259	119	30.14	34.31	41.91	15.78
4909	4340	1748	1051	1541	1141	558	373	210	26.29	31.92	35.49	13.63
4910	3578	1481	835	1262	852	390	321	141	23.81	26.33	38.44	11.17
4911	4238	1766	984	1488	985	466	303	216	23.24	26.39	30.79	14.52
5001	4024	1697	756	1571	797	401	222	174	19.81	23.63	29.37	11.08
5002	4392	1539	1415	1438	1238	501	490	247	28.19	32.55	34.63	17.18
5003	4071	1674	1149	1248	1294	611	445	238	31.79	36.50	38.73	19.07
5004	3164	1185	1138	841	1253	528	534	191	39.60	44.56	46.92	22.71
5005	2346	882	571	893	601	271	197	133	25.62	30.73	34.50	14.89
5006	3461	1282	1131	1048	1009	430	407	172	29.15	33.54	35.99	16.41
5007	3577	1466	993	1118	934	455	307	172	26.11	31.04	30.92	15.38
5008	3385	1352	1149	884	1065	501	394	170	31.46	37.06	34.29	19.23
5009	903	381	197	325	185	105	43	37	20.49	27.56	21.83	11.38
5101	839	355	124	360	172	86	41	45	20.50	24.23	33.06	12.50
5102	4501	1916	929	1656	1088	515	341	232	24.17	26.88	36.71	14.01
5103	2423	932	556	935	583	271	193	119	24.06	29.08	34.71	12.73
5104	3588	1550	913	1125	936	484	311	141	26.09	31.23	34.06	12.53
5105	381	129	151	101	98	35	55	8	25.72	27.13	36.42	7.92
5106	1743	754	437	552	418	184	156	78	23.98	24.40	35.70	14.13
5107	651	213	260	178	228	78	106	44	35.02	36.62	40.77	24.72
5202	2603	954	933	716	1453	581	556	316	55.82	60.90	59.59	44.13
5203	1977	662	786	529	475	177	249	49	24.03	26.74	31.68	9.26
5204	3100	1073	1076	951	834	335	348	151	26.90	31.22	32.34	15.88

Certificate

I certify that the votes recorded on this abstract correctly summarize the tally of votes cast at the election indicated.

  
 \_\_\_\_\_  
 Tim Scott, Director of Elections  
 Multnomah County, Oregon

	TOTAL	PERCENT		TOTAL	PERCENT
01 = REGISTERED VOTERS - TOTAL	284,138		07 = BALLOTS CAST - REPUBLICAN	33,169	36.64
02 = REGISTERED VOTERS - DEMOCRAT	109,191	38.43	08 = BALLOTS CAST - NONPARTISAN	17,993	19.88
03 = REGISTERED VOTERS - REPUBLICAN	84,300	29.67	09 = VOTER TURNOUT - TOTAL		31.86
04 = REGISTERED VOTERS - NONPARTISAN	90,647	31.90	10 = VOTER TURNOUT - DEMOCRAT		36.05
05 = BALLOTS CAST - TOTAL	90,526		11 = VOTER TURNOUT - REPUBLICAN		39.35
06 = BALLOTS CAST - DEMOCRAT	39,364	43.48	12 = VOTER TURNOUT - NONPARTISAN		19.85

	01	02	03	04	05	06	07	08	09	10	11	12
0301 301	1651	518	697	436	679	234	324	121	41.13	45.17	46.48	27.75
0302 302	2107	827	546	734	622	275	222	125	29.52	33.25	40.66	17.03
0303 303	896	313	314	269	264	93	142	29	29.46	29.71	45.22	10.78
0304 304	2731	1046	783	902	746	301	291	154	27.32	28.78	37.16	17.07
0305 305	864	224	341	299	209	54	95	60	24.19	24.11	27.86	20.07
0306 306	600	262	142	196	177	92	51	34	29.50	35.11	35.92	17.35
0307 307	1607	604	535	468	486	196	203	87	30.24	32.45	37.94	18.59
0308 308	166	52	78	36	73	25	36	12	43.98	48.08	46.15	33.33
0309 309	4257	1669	1021	1567	1151	547	334	270	27.04	32.77	32.71	17.23
0310 310	1594	529	616	449	552	214	258	80	34.63	40.45	41.88	17.82
0311 311	639	194	209	236	189	65	80	44	29.58	33.51	38.28	18.64
0312 312	740	266	262	212	286	117	119	50	38.65	43.98	45.42	23.58
0313 313	5	4	0	1	2	2	0	0	40.00	50.00		.00
0314 314	315	102	139	74	140	43	84	13	44.44	42.16	60.43	17.57
0315 315	905	279	399	227	463	165	232	66	51.16	59.14	58.15	29.07
0316 316	759	263	310	186	307	123	136	48	40.45	46.77	43.87	25.81
0317 317	955	279	463	213	379	116	223	40	39.69	41.58	48.16	18.78
0318 318	2453	865	809	779	740	296	311	133	30.17	34.22	38.44	17.07
0319 319	1076	403	285	388	211	83	85	43	19.61	20.60	29.82	11.08
0320 320	2638	1042	727	869	734	327	243	164	27.82	31.38	33.43	18.87
0321 321	298	93	95	110	75	32	21	22	25.17	34.41	22.11	20.00
0322 322	344	111	143	90	115	37	56	22	33.43	33.33	39.16	24.44
0323 323	2976	1082	783	1111	613	243	221	149	20.60	22.46	28.22	13.41
0324 324	435	159	142	134	143	67	51	25	32.87	42.14	35.92	18.66
0325 325	3	2	0	1	1	0	0	1	33.33	.00		100.0
0326 326	1712	518	674	520	669	206	323	140	39.08	39.77	47.92	26.92
0327 327	3358	1231	1017	1110	756	294	302	160	22.51	23.88	29.70	14.41
0328 328	1300	429	510	361	444	163	214	67	34.15	38.00	41.96	18.56
0329 329	3466	1165	1137	1164	832	325	380	127	24.00	27.90	33.42	10.91
0330 330	1175	369	389	417	285	107	123	55	24.26	29.00	31.62	13.19
0331 331	2266	807	559	900	578	232	175	171	25.51	28.75	31.31	19.00
0332 332	1946	756	506	684	666	319	197	150	34.22	42.20	38.93	21.93
0333 333	3303	1323	657	1323	556	255	165	136	16.83	19.27	25.11	10.28
0334 334	138	55	53	30	51	20	25	6	36.96	36.36	47.17	20.00
0335 335	4369	1399	1615	1355	1379	485	605	289	31.56	34.67	37.46	21.33
0336 336	2680	960	839	881	793	335	330	128	29.59	34.90	39.33	14.53
0337 337	3810	1460	1041	1309	941	384	384	173	24.70	26.30	36.89	13.22
0338 338	4342	1556	1167	1619	870	328	388	154	20.04	21.08	33.25	9.51
0339 339	2235	854	523	858	461	222	152	87	20.63	26.00	29.06	10.14
0340 340	3052	1033	957	1062	843	348	320	175	27.62	33.69	33.44	16.48
0341 341	308	102	135	71	125	45	63	17	40.58	44.12	46.67	23.94
0342 342	63	24	23	16	30	13	13	4	47.62	54.17	56.52	25.00
0343 343	4257	1421	1385	1451	1255	479	563	213	29.48	33.71	40.65	14.68
0344 344	3898	1531	914	1453	1083	508	356	219	27.78	33.18	38.95	15.07
0345 345	28	8	9	11	8	3	3	2	28.57	37.50	33.33	18.18
0346 346	281	95	137	49	134	50	73	11	47.69	52.63	53.28	22.45
0347 347	53	15	23	15	26	10	13	3	49.06	66.67	56.52	20.00
0348 348	29	9	13	7	11	1	9	1	37.93	11.11	69.23	14.29
0349 349	2548	1046	581	921	620	264	211	145	24.33	25.24	36.32	15.74
0350 350	3035	1360	645	1030	1028	538	278	212	33.87	39.56	43.10	20.58
0351 351	2463	976	553	934	576	259	184	133	23.39	26.54	33.27	14.24

RUN DATE:06/09/14 08:21 AM

	TOTAL	PERCENT		TOTAL	PERCENT
01 = REGISTERED VOTERS - TOTAL	284,138		07 = BALLOTS CAST - REPUBLICAN	33,169	36.64
02 = REGISTERED VOTERS - DEMOCRAT	109,191	38.43	08 = BALLOTS CAST - NONPARTISAN	17,993	19.88
03 = REGISTERED VOTERS - REPUBLICAN	84,300	29.67	09 = VOTER TURNOUT - TOTAL		31.86
04 = REGISTERED VOTERS - NONPARTISAN	90,647	31.90	10 = VOTER TURNOUT - DEMOCRAT		36.05
05 = BALLOTS CAST - TOTAL	90,526		11 = VOTER TURNOUT - REPUBLICAN		39.35
06 = BALLOTS CAST - DEMOCRAT	39,364	43.48	12 = VOTER TURNOUT - NONPARTISAN		19.85

(CONTINUED FROM PREVIOUS PAGE)

	01	02	03	04	05	06	07	08	09	10	11	12
0352 352	788	327	112	349	145	80	25	40	18.40	24.46	22.32	11.46
0353 353	1940	883	410	647	698	393	142	163	35.98	44.51	34.63	25.19
0354 354	3785	1615	1072	1098	1485	713	465	307	39.23	44.15	43.38	27.96
0355 355	3055	1305	697	1053	1005	511	277	217	32.90	39.16	39.74	20.61
0356 356	1821	729	477	615	454	201	164	89	24.93	27.57	34.38	14.47
0357 357	1488	600	426	462	462	203	177	82	31.05	33.83	41.55	17.75
0358 358	1867	716	532	619	553	234	204	115	29.62	32.68	38.35	18.58
0359 359	2115	876	469	770	628	301	163	164	29.69	34.36	34.75	21.30
0360 360	2670	1066	585	1019	697	346	187	164	26.10	32.46	31.97	16.09
0361 361	1686	735	278	673	338	178	66	94	20.05	24.22	23.74	13.97
0362 362	3567	1560	934	1073	1562	794	462	306	43.79	50.90	49.46	28.52
0363 363	3296	1343	861	1092	1235	574	382	279	37.47	42.74	44.37	25.55
0364 364	4333	1742	1245	1346	1768	800	563	405	40.80	45.92	45.22	30.09
0365 365	2825	1250	786	789	1288	625	397	266	45.59	50.00	50.51	33.71
0366 366	1958	879	457	622	579	305	189	85	29.57	34.70	41.36	13.67
0367 367	3675	1268	1019	1388	1351	530	467	354	36.76	41.80	45.83	25.50
0368 368	3825	1391	1075	1359	1287	502	443	342	33.65	36.09	41.21	25.17
0369 369	1822	663	564	595	685	305	257	123	37.60	46.00	45.57	20.67
0370 370	2153	810	707	636	633	277	269	87	29.40	34.20	38.05	13.68
0371 371	2284	958	634	692	922	431	303	188	40.37	44.99	47.79	27.17
0372 372	1686	787	500	399	804	423	260	121	47.69	53.75	52.00	30.33
0373 373	305	104	129	72	120	38	57	25	39.34	36.54	44.19	34.72
0374 374	12	0	7	5	6	0	5	1	50.00		71.43	20.00
0375 375	275	122	65	88	90	44	25	21	32.73	36.07	38.46	23.86
0376 376	1924	735	606	583	762	341	259	162	39.60	46.39	42.74	27.79
0377 377	2303	811	755	737	1031	394	382	255	44.77	48.58	50.60	34.60
0378 378	1681	800	344	537	546	309	127	110	32.48	38.63	36.92	20.48
0379 379	3481	1548	858	1075	1201	583	368	250	34.50	37.66	42.89	23.26
0380 380	2257	948	705	604	1017	491	335	191	45.06	51.79	47.52	31.62
0381 381	749	318	152	279	201	91	55	55	26.84	28.62	36.18	19.71
0382 382	3104	1299	755	1050	932	449	305	178	30.03	34.57	40.40	16.95
0383 383	1399	661	313	425	567	299	155	113	40.53	45.23	49.52	26.59
0384 384	2362	1217	482	663	993	579	240	174	42.04	47.58	49.79	26.24
0385 385	2995	1376	852	767	1204	586	436	182	40.20	42.59	51.17	23.73
0386 386	2788	1342	802	644	1358	699	448	211	48.71	52.09	55.86	32.76
0387 387	954	391	206	357	230	92	65	73	24.11	23.53	31.55	20.45
0388 388	256	128	29	99	64	45	3	16	25.00	35.16	10.34	16.16
0389 389	2338	913	653	772	763	320	252	191	32.63	35.05	38.59	24.74
0390 390	3697	1456	1176	1065	1462	635	562	265	39.55	43.61	47.79	24.88
0391 391	356	155	55	146	69	29	16	24	19.38	18.71	29.09	16.44
0392 392	195	91	30	74	56	31	12	13	28.72	34.07	40.00	17.57
0393 393	630	337	161	132	278	156	71	51	44.13	46.29	44.10	38.64
0394 394	155	50	57	48	31	8	14	9	20.00	16.00	24.56	18.75
0395 395	2525	958	798	769	933	369	337	227	36.95	38.52	42.23	29.52
0396 396	787	304	243	240	275	112	116	47	34.94	36.84	47.74	19.58
0397 397	2429	809	916	704	727	256	337	134	29.93	31.64	36.79	19.03
0398 398	823	254	357	212	390	109	214	67	47.39	42.91	59.94	31.60
0399 399	2198	993	509	696	642	342	183	117	29.21	34.44	35.95	16.81
0400 400	2828	1204	683	941	780	390	239	151	27.58	32.39	34.99	16.05
0401 401	1703	898	354	451	750	447	174	129	44.04	49.78	49.15	28.60
0402 402	1002	397	326	279	329	146	130	53	32.83	36.78	39.88	19.00
0403 403	3684	1302	1384	998	1223	423	587	213	33.20	32.49	42.41	21.34



RUN DATE:06/09/14 08:21 AM

	TOTAL	PERCENT		TOTAL	PERCENT
01 = REGISTERED VOTERS - TOTAL	284,138		07 = BALLOTS CAST - REPUBLICAN	33,169	36.64
02 = REGISTERED VOTERS - DEMOCRAT	109,191	38.43	08 = BALLOTS CAST - NONPARTISAN	17,993	19.88
03 = REGISTERED VOTERS - REPUBLICAN	84,300	29.67	09 = VOTER TURNOUT - TOTAL		31.86
04 = REGISTERED VOTERS - NONPARTISAN	90,647	31.90	10 = VOTER TURNOUT - DEMOCRAT		36.05
05 = BALLOTS CAST - TOTAL	90,526		11 = VOTER TURNOUT - REPUBLICAN		39.35
06 = BALLOTS CAST - DEMOCRAT	39,364	43.48	12 = VOTER TURNOUT - NONPARTISAN		19.85

(CONTINUED FROM PREVIOUS PAGE)

	01	02	03	04	05	06	07	08	09	10	11	12
0404 404	2611	1025	824	762	804	359	306	139	30.79	35.02	37.14	18.24
0405 405	4393	1770	1317	1306	1439	640	515	284	32.76	36.16	39.10	21.75
0406 406	3029	1287	757	985	851	390	285	176	28.10	30.30	37.65	17.87
0407 407	1641	782	394	465	733	385	208	140	44.67	49.23	52.79	30.11
0408 408	4245	1710	1467	1068	1642	731	661	250	38.68	42.75	45.06	23.41
0409 409	2693	1098	738	857	867	383	295	189	32.19	34.88	39.97	22.05
0410 410	2873	1010	990	873	821	310	345	166	28.58	30.69	34.85	19.01
0411 411	2703	1015	766	922	599	264	226	109	22.16	26.01	29.50	11.82
0412 412	1829	679	618	532	663	299	240	124	36.25	44.04	38.83	23.31
0413 413	844	324	248	272	203	88	68	47	24.05	27.16	27.42	17.28
0414 414	568	170	251	147	187	72	85	30	32.92	42.35	33.86	20.41
0415 415	476	202	207	67	283	119	132	32	59.45	58.91	63.77	47.76
0416 416	1671	612	530	529	587	240	219	128	35.13	39.22	41.32	24.20
0417 417	1216	507	338	371	340	168	115	57	27.96	33.14	34.02	15.36
0418 418	1934	749	604	581	748	300	268	180	38.68	40.05	44.37	30.98
0419 419	1708	772	618	318	877	412	334	131	51.35	53.37	54.05	41.19
0420 420	3197	1165	1088	944	922	388	381	153	28.84	33.30	35.02	16.21
0421 421	296	82	99	115	83	23	40	20	28.04	28.05	40.40	17.39
0422 422	25	6	10	9	11	2	6	3	44.00	33.33	60.00	33.33
0423 423	3004	1136	806	1062	715	319	261	135	23.80	28.08	32.38	12.71
0424 424	4104	1253	1628	1223	1078	341	499	238	26.27	27.21	30.65	19.46
0425 425	1005	307	448	250	292	84	165	43	29.05	27.36	36.83	17.20
0426 426	298	92	135	71	113	31	64	18	37.92	33.70	47.41	25.35
0427 427	22	8	9	5	5	2	1	2	22.73	25.00	11.11	40.00
0428 428	1420	488	490	442	337	120	154	63	23.73	24.59	31.43	14.25
0429 429	1894	694	507	693	621	248	207	166	32.79	35.73	40.83	23.95
0430 430	1950	604	833	513	734	273	342	119	37.64	45.20	41.06	23.20
0431 431	1262	381	568	313	420	156	203	61	33.28	40.94	35.74	19.49
0432 432	317	92	108	117	48	12	27	9	15.14	13.04	25.00	7.69
0433 433	2151	808	758	585	594	263	244	87	27.62	32.55	32.19	14.87
0434 434	3587	1372	1111	1104	1129	499	397	233	31.47	36.37	35.73	21.11
0435 435	3686	1176	1440	1070	1091	385	502	204	29.60	32.74	34.86	19.07
0436 436	2076	613	971	492	568	179	304	85	27.36	29.20	31.31	17.28
0437 437	53	19	22	12	31	16	8	7	58.49	84.21	36.36	58.33
0438 438	240	65	110	65	61	25	28	8	25.42	38.46	25.45	12.31
0439 439	202	59	88	55	98	32	50	16	48.51	54.24	56.82	29.09
0440 440	1438	494	396	548	201	85	75	41	13.98	17.21	18.94	7.48
0441 441	66	32	11	23	15	9	3	3	22.73	28.13	27.27	13.04
0442 442	818	283	299	236	264	106	102	56	32.27	37.46	34.11	23.73
0443 443	19	7	7	5	13	6	5	2	68.42	85.71	71.43	40.00
0444 444	1332	455	425	452	457	168	166	123	34.31	36.92	39.06	27.21
0445 445	689	234	227	228	218	74	89	55	31.64	31.62	39.21	24.12
0446 446	3673	1607	919	1147	1447	714	424	309	39.40	44.43	46.14	26.94
0447 447	2093	733	766	594	865	319	386	160	41.33	43.52	50.39	26.94
0448 448	404	165	63	176	101	48	21	32	25.00	29.09	33.33	18.18
0449 449	98	44	25	29	22	15	3	4	22.45	34.09	12.00	13.79
0450 450	72	14	34	24	22	7	9	6	30.56	50.00	26.47	25.00
0451 451	760	253	238	269	209	83	73	53	27.50	32.81	30.67	19.70
0452 452	2141	803	465	873	416	171	129	116	19.43	21.30	27.74	13.29
0453 453	50	24	6	20	10	4	1	5	20.00	16.67	16.67	25.00
0454 454	793	251	260	282	160	61	61	38	20.18	24.30	23.46	13.48
0455 455	90	33	43	14	39	13	20	6	43.33	39.39	46.51	42.86

	TOTAL	PERCENT		TOTAL	PERCENT
01 = REGISTERED VOTERS - TOTAL	284,138		07 = BALLOTS CAST - REPUBLICAN	33,169	36.64
02 = REGISTERED VOTERS - DEMOCRAT	109,191	38.43	08 = BALLOTS CAST - NONPARTISAN	17,993	19.88
03 = REGISTERED VOTERS - REPUBLICAN	84,300	29.67	09 = VOTER TURNOUT - TOTAL		31.86
04 = REGISTERED VOTERS - NONPARTISAN	90,647	31.90	10 = VOTER TURNOUT - DEMOCRAT		36.05
05 = BALLOTS CAST - TOTAL	90,526		11 = VOTER TURNOUT - REPUBLICAN		39.35
06 = BALLOTS CAST - DEMOCRAT	39,364	43.48	12 = VOTER TURNOUT - NONPARTISAN		19.85

(CONTINUED FROM PREVIOUS PAGE)

	01	02	03	04	05	06	07	08	09	10	11	12
0456 456	21	4	12	5	12	1	9	2	57.14	25.00	75.00	40.00
0457 457	2152	689	806	657	463	159	219	85	21.51	23.08	27.17	12.94
0458 458	2580	923	930	735	950	392	383	175	36.71	42.47	41.18	23.81
0459 459	2782	1049	804	929	833	371	313	149	29.94	35.37	38.93	16.04
0460 460	2199	849	415	935	310	149	93	68	14.10	17.55	22.41	7.27
0461 461	2674	999	750	925	918	372	362	184	34.33	37.24	48.27	19.89



I, **Richard W. Hobernicht**, Director of Assessment and Taxation and Ex-Officio County Clerk for Washington County, do hereby certify this to be a true and correct copy of the original.

Date: June 9, 2014

By: [Signature]  
Electronics Manager