



Domestic Violence Fact Sheet

LPSCC Executive Committee, 11/2/10



Family Violence is emotional, physical, psychological abuse or neglect, or sexual abuse, or the threat thereof, perpetrated against a person by that person's family member, parent, child, spouse, former spouse, partner, former partner, or adult relative, or by the parent of their minor child. Abuse may include threats, harm, injury, harassment, exertion of power and control, terrorism, or damage to living beings or property... (Excerpt of Definition from Family Violence Coordinating Council of Multnomah County)

What we know about reported abusers...

In **85%** of domestic violence cases reported to Portland Police, the suspect was a male with an average age of **35**. About **59%** of cases involved a white suspect, **26%** involved an African American suspect, and **11%** involved a Hispanic suspect (DSS-J). About **4%** of the suspects involved in these cases had previous involvement in gang activity**; however, **one third** of DV suspects considered at a high-risk of re-arrest had been involved in gang activity. (PPB)

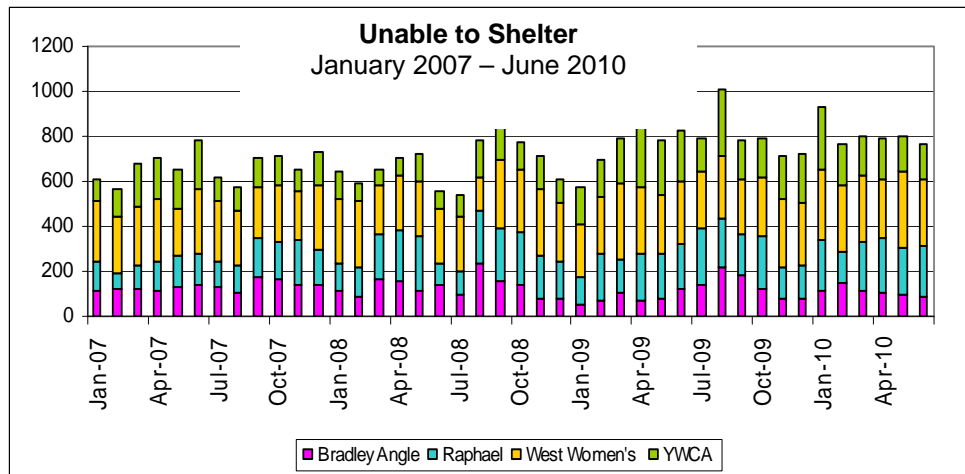
What we know about victims who seek help...

Of the people who visit the Gateway Center for Domestic Violence Services, about **95%** are women. About **83%** of the people had been there at least **once** before; **25%** had been there **four or more** times before. About **80%** were aged between 19 and 49; **51%** of the visitors were white, **19%** were Hispanic, and **15%** were African American. The Gateway Center for Domestic Violence Services serves an average of **65** clients per week and is seeing that number increase. (Data from Gateway Center)

** Persons involved in gang activity defined as any individual either flagged as a gang member by Portland Police or arrested/charged/verified as a suspect/reported in cases involving a gang offense since 2005.

Provider Response to Domestic Violence

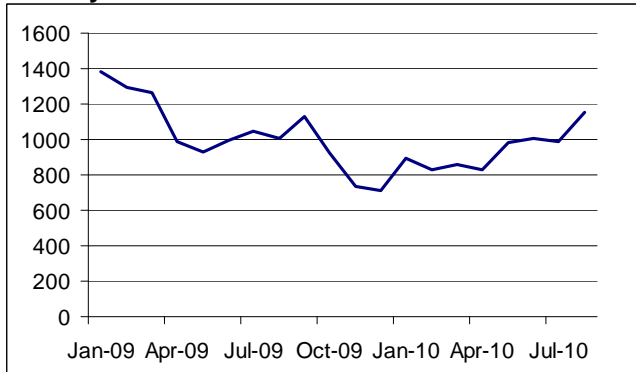
There are several shelters in the Portland area that provide a safe place for individuals facing danger at home; however, the demand for this temporary housing often exceeds supply, and shelters must turn away those requesting service. The same person can be turned away from multiple shelters, multiple times in a month.



These four shelters

provide basic safety, material, hotline, and advocacy services to women and children in need. In addition, **Bradley Angle** offers African and African-American and LGBTQ services; **Raphael House** offers advocacy programs in partnership with the PPB; **West Women's & Children's Center** offers education programs to children and adults; and **YWCA Yolanda House** offers legal advocacy, bilingual support, and LGBTQ services.

Monthly Call Volume to Portland Women's Crisis Line



The Portland Women's Crisis Line is a 24 hour hotline that provides support to women in a variety of crisis situations; the graph at left represent calls regarding domestic violence from January 2009 to August 2010.

Data Sources

DSS-J: Data sourced from Decision Support System - Justice for the period FY06-FY10 (7/1/05-6/30/10).

PPB: Data obtained from the Portland Police Bureau.

IPVS: Data from the Intimate Partner Violence Data Collection Project, conducted by the State of Oregon and Center for Disease Control.

<http://www.oregon.gov/DHS/ph/ipv/index.shtml>



Domestic Violence Fact Sheet
LPSCC Executive Committee, 11/2/10

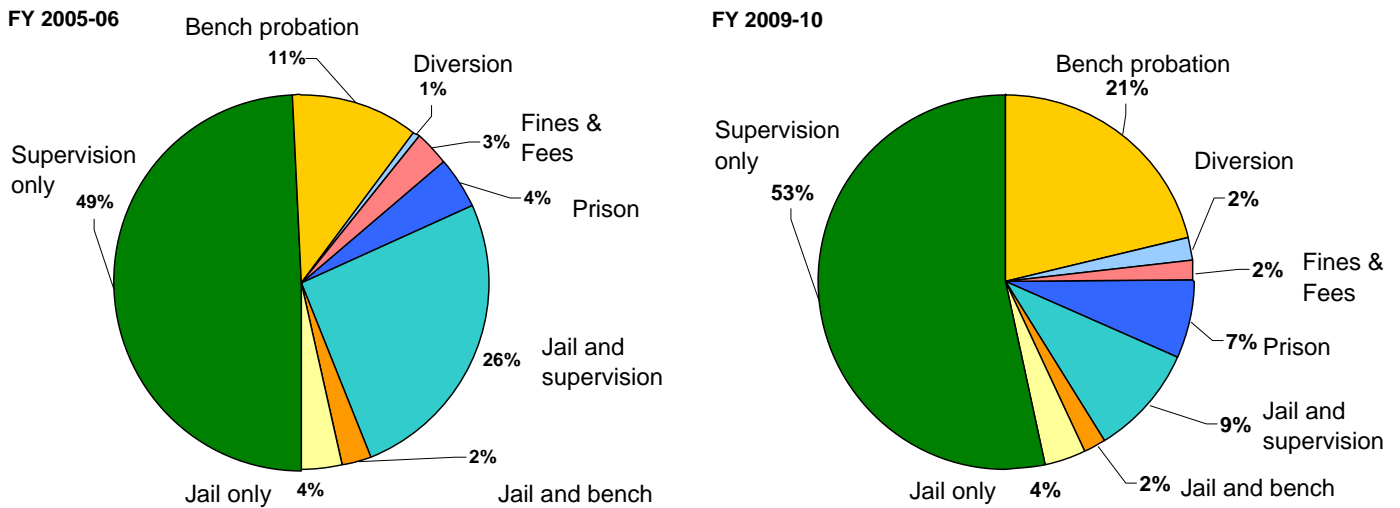


Public Safety Response to Domestic Violence

- One in ten Oregon women age 20-55 experienced physical and/or sexual assault by an intimate partner in the five years preceding the survey of 85,000 women. (IPVS) 100%
- Fewer than 38% of physically or sexually abused women reported the most recent incident to the police. (IPVS) 38%
- Of the incidents reported to the police, less than half (47%) result in an arrest of the perpetrator, although in all cases the police took some action (IPVS); the majority of arrests (65%) involve at least one charge of felony or misdemeanor assault. (DSS-J) 18% **Estimated Percentage of Total Incidents**
- Of cases referred to the Multnomah County District Attorney's Office, 45% are charged. This compares with 80% of non-domestic violence cases that result in charging. (DSS-J) 8%
- Of cases prosecuted by MCDA, about 55% result in a conviction or completion of a court-ordered program, compared to a conviction rate of about 76% for non-domestic violence cases. All other cases are dismissed or found not guilty. (MCDA) 4%

Sentencing data indicates that about half of convictions for a domestic violence crime result in a sentence to formal DCJ supervision without a term of incarceration. DCJ's Domestic Violence unit supervises about 700 clients convicted of intimate partner violence, who participate in state-mandated batterer's intervention counseling. These individuals tend to recidivate at a rate of about 23% for parolees and 15% for felony probationers. (Multnomah County Budget)

A comparison of FY2005-06 to FY2009-10 sentences for DV cases reflects an increase in the use of bench probation and a decrease in the use of jail coupled with formal supervision; these changes may be influenced by changes in the severity of the charges for which the offender was convicted.



Portland Police estimates that about one third of domestic violence suspects are rearrested for a new domestic violence offense (including violations of restraining orders) within two or three years of initial arrest. Trend data suggests that the number of domestic violence assaults has been dropping for the past five years (DSS-J). Domestic violence homicides have also declined in recent years, though 2010 has seen a significant rise.

