

RUN DATE:06/01/12 02:58 PM

26-126 CITY OF PORTLAND

Vote For 1

01 = Yes

02 = No

VOTES PERCENT

VOTES PERCENT

95,904 86.20 03 = OVER VOTES
15,356 13.80 04 = UNDER VOTES

36
28,712

	01	02	03	04
2701	243	23	0	66
3101	381	44	0	75
3301	1291	148	0	377
3302	1203	163	0	349
3303	1077	86	0	269
3501	284	49	0	69
3502	1611	197	0	414
3601	639	61	1	157
3602	804	128	1	281
3603	490	97	1	134
3604	1534	181	0	342
3605	872	126	0	250
3606	1833	211	0	517
3607	862	93	0	230
3608	1148	123	0	250
3609	141	20	0	35
3610	1515	151	0	395
3611	1625	233	0	488
3612	1470	180	1	359
3801	1446	171	0	348
3802	1123	137	0	277
3803	1197	172	0	339
3804	998	169	0	216
3805	608	81	1	174
3808	32	7	0	5
4101	1171	188	0	387
4102	1192	186	1	378
4103	1445	163	0	449
4104	1413	232	4	463
4201	1012	167	1	374
4203	871	154	0	291
4204	1407	206	2	396
4205	1466	229	1	518
4206	1276	164	1	411
4207	1266	157	0	425
4208	1187	189	0	399
4209	1157	184	0	333
4210	1122	204	1	342
4211	1307	218	3	437
4301	1105	194	2	363
4302	987	204	1	376
4303	1040	153	0	348
4304	1022	198	1	381
4305	1267	213	0	408
4306	1257	178	0	374
4307	1127	225	0	375
4308	1662	211	0	475
4310	1203	210	0	389
4311	1001	168	0	298
4401	849	167	0	246
4402	1074	217	0	308
4403	1006	197	0	320
4404	868	218	3	315
4405	1115	224	0	319
4406	1187	185	0	370

RUN DATE:06/01/12 02:58 PM

26-126 CITY OF PORTLAND

Vote For 1

01 = Yes

02 = No

VOTES PERCENT

VOTES PERCENT

95,904 86.20
15,356 13.80

03 = OVER VOTES
04 = UNDER VOTES

36
28,712

(CONTINUED FROM PREVIOUS PAGE)

	01	02	03	04
4407	824	178	2	251
4408	1071	208	0	312
4409	374	101	0	100
4501	1665	248	0	521
4502	1217	236	0	369
4503	1512	179	1	433
4504	1933	207	0	510
4505	850	142	0	269
4506	765	117	0	265
4507	1304	191	1	414
4508	913	183	0	276
4509	550	129	0	189
4510	615	107	0	191
4511	504	97	0	129
4601	1407	189	1	434
4602	1510	242	0	382
4603	1730	267	1	524
4604	834	139	0	262
4605	1239	223	0	419
4606	980	183	0	304
4607	842	135	0	293
4608	463	105	1	133
4609	1155	224	1	402
4701	726	107	0	211
4702	165	33	0	63
4703	696	115	0	180
4704	1025	175	0	335
4705	1053	208	0	345
4706	625	165	0	164
4707	410	79	1	162
4708	828	142	0	245
4709	402	92	0	120
4710	838	202	0	303
4801	346	51	0	88
4802	770	190	0	179
4803	406	114	0	111
4804	260	68	0	68
4805	146	44	0	54
4806	393	90	0	123
4807	505	118	0	144
4902	8	3	0	2
5009	168	27	0	51
5101	150	27	0	38
5102	879	192	1	299
5103	531	96	0	147
5104	763	118	0	197
5106	65	16	0	17

Certificate

I certify that the votes recorded on this abstract correctly summarize the tally of votes cast at the election indicated.

Tim Scott, Director of Elections
Multnomah County, Oregon

NUMBERED KEY CANVASS

Washington County, Oregon
Primary Election
May 15, 2012

Official Final

RUN DATE:06/01/12 08:24 AM

REPORT-EL52

PAGE 0124

26-126 PORTLAND CITY

Vote For 1

01 = Yes

02 = No

VOTES PERCENT


VOTES PERCENT

181 91.88
16 8.12

03 = OVER VOTES
04 = UNDER VOTES

0
46

	01	02	03	04
0366 366	2	0	0	0
0375 375	76	2	0	18
0391 391	49	10	0	16
0392 392	40	3	0	8
0441 441	14	1	0	4



**Canvass Report — Total Voters — Official
Clackamas County, Oregon — Primary Election — May 15, 2012**

06/01/2012 02:19 PM


Total Number of Voters: 76,436 of 213,998 = 35.72%

Precincts Reporting 118 of 118 = 100.00%

26-126 City of Portland: Amends Charter tort notice provision for consistency with state law

Precinct	Blank Ballots Cast	Over Votes	Under Votes	Total Ballots Cast	Registered Voters	Percent Turnout	Yes	No	Totals
070	0	0	0	0	6	0.00%	0	0	0
071	0	0	15	98	154	63.64%	68	15	83
072	0	0	9	44	103	42.72%	35	0	35
073	0	0	10	63	173	36.42%	47	6	53
074	0	0	2	16	61	26.23%	14	0	14
104	0	0	1	1	6	16.67%	0	0	0
Totals	0	0	37	222	503		164	21	185

CERTIFIED COPY OF THE ORIGINAL
SHERRY HALL, COUNTY CLERK

BY: 

RUN DATE:06/01/12 02:58 PM

26-127 CITY OF PORTLAND

Vote For 1

01 = Yes

02 = No

VOTES PERCENT

87,732 77.42
25,581 22.58

03 = OVER VOTES
04 = UNDER VOTES

VOTES PERCENT

32
26,663

	01	02	03	04
2701	216	50	0	66
3101	337	92	0	71
3301	1173	265	0	378
3302	1080	269	1	365
3303	930	220	0	282
3501	263	71	1	67
3502	1506	336	0	380
3601	583	107	0	168
3602	748	207	0	259
3603	400	187	1	134
3604	1386	315	0	356
3605	808	182	0	258
3606	1697	363	0	501
3607	799	152	0	234
3608	1070	212	0	239
3609	131	28	0	37
3610	1399	278	1	383
3611	1521	368	0	457
3612	1339	330	0	341
3801	1308	310	0	347
3802	1046	225	0	266
3803	1100	297	1	310
3804	921	250	0	212
3805	556	156	1	151
3808	30	9	0	5
4101	1070	331	0	345
4102	1103	340	0	314
4103	1343	291	0	423
4104	1337	352	0	423
4201	1001	251	1	301
4203	828	233	0	255
4204	1313	330	0	368
4205	1386	352	0	476
4206	1231	269	0	352
4207	1216	253	2	377
4208	1141	278	0	356
4209	1091	284	0	299
4210	1033	332	1	303
4211	1223	373	0	369
4301	969	351	1	343
4302	914	307	0	347
4303	953	249	1	338
4304	932	311	0	359
4305	1162	371	0	355
4306	1140	289	1	379
4307	1025	357	0	345
4308	1536	323	1	488
4310	1067	354	1	380
4311	911	256	0	300
4401	738	287	1	236
4402	993	329	0	277
4403	937	285	0	301
4404	775	330	3	296
4405	993	363	0	302
4406	1060	324	2	356

RUN DATE:06/01/12 02:58 PM

VOTES PERCENT

VOTES PERCENT

26-127 CITY OF PORTLAND

Vote For 1

01 = Yes

02 = No

87,732 77.42
25,581 22.58

03 = OVER VOTES
04 = UNDER VOTES

32
26,663

(CONTINUED FROM PREVIOUS PAGE)

	01	02	03	04
4407	769	243	1	242
4408	925	357	0	309
4409	340	149	0	86
4501	1529	403	0	502
4502	1139	327	1	355
4503	1369	291	0	465
4504	1771	334	1	544
4505	773	218	0	270
4506	673	229	0	245
4507	1208	284	1	417
4508	867	287	0	218
4509	466	221	0	181
4510	518	225	1	169
4511	441	175	0	114
4601	1294	341	0	396
4602	1428	365	0	341
4603	1666	385	0	471
4604	793	235	0	207
4605	1159	356	0	366
4606	886	312	0	269
4607	732	276	1	261
4608	409	179	0	114
4609	1068	368	2	344
4701	590	246	0	208
4702	145	61	1	54
4703	618	203	0	170
4704	903	339	0	293
4705	941	357	1	307
4706	555	255	0	144
4707	357	146	0	149
4708	757	255	0	203
4709	352	159	0	103
4710	765	338	1	239
4801	309	107	0	69
4802	665	319	0	155
4803	360	180	0	91
4804	222	110	0	64
4805	154	50	0	40
4806	358	141	0	107
4807	455	205	0	107
4902	7	4	0	2
5009	124	72	0	50
5101	137	46	0	32
5102	754	352	0	265
5103	492	165	0	117
5104	659	258	0	161
5106	62	19	0	17

Certificate

I certify that the votes recorded on this abstract correctly summarize the tally of votes cast at the election indicated.

Tim Scott, Director of Elections
Multnomah County, Oregon

VOTES PERCENT

VOTES PERCENT

26-127 PORTLAND CITY

Vote For 1

01 = Yes

02 = No

165 84.18

31 15.82


03 = OVER VOTES

04 = UNDER VOTES

0

47

	01	02	03	04
0366 366	2	0	0	0
0375 375	67	10	0	19
0391 391	46	15	0	14
0392 392	36	5	0	10
0441 441	14	1	0	4



**Canvass Report — Total Voters — Official
Clackamas County, Oregon — Primary Election — May 15, 2012**

Page 152 of 163

Total Number of Voters: 76,436 of 213,998 = 35.72%

Precincts Reporting 118 of 118 = 100.00%

26-127 City of Portland: Amends City Charter provisions regarding Mayor's fund

Precinct	Blank Ballots Cast	Over Votes	Under Votes	Total Ballots Cast	Registered Voters	Percent Turnout	Yes	No	Totals
070	0	0	0	0	6	0.00%	0	0	0
071	0	0	15	98	154	63.64%	67	16	83
072	0	0	9	44	103	42.72%	33	2	35
073	0	0	9	63	173	36.42%	39	15	54
074	0	0	2	16	61	26.23%	12	2	14
104	0	0	0	1	6	16.67%	1	0	1
Totals:	0	0	35	222	503		152	35	187

CERTIFIED COPY OF THE ORIGINAL
SHERRY HALL, COUNTY CLERK

BY: 

RUN DATE:06/01/12 02:58 PM

VOTES PERCENT

VOTES PERCENT

26-128 CITY OF PORTLAND

Vote For 1

01 = Yes

02 = No

94,824 82.05
20,739 17.95

03 = OVER VOTES
04 = UNDER VOTES

23
24,422

01 02 03 04

2701	241	30	0	61
3101	375	63	0	62
3301	1288	196	0	332
3302	1168	220	0	327
3303	1011	164	0	257
3501	280	59	0	63
3502	1598	272	0	352
3601	611	92	0	155
3602	834	150	0	230
3603	491	112	1	118
3604	1495	248	0	314
3605	865	151	0	232
3606	1804	306	0	451
3607	863	130	0	192
3608	1130	167	0	224
3609	130	28	0	38
3610	1485	218	0	358
3611	1601	322	0	423
3612	1454	255	1	300
3801	1419	235	0	311
3802	1101	177	0	259
3803	1191	234	0	283
3804	997	190	0	196
3805	589	119	1	155
3808	30	11	0	3
4101	1162	276	0	308
4102	1165	282	0	310
4103	1390	254	0	413
4104	1450	271	2	389
4201	1098	184	1	271
4203	936	179	0	201
4204	1452	246	0	313
4205	1498	292	0	424
4206	1346	210	1	295
4207	1328	193	1	326
4208	1206	240	0	329
4209	1188	210	0	276
4210	1124	273	1	271
4211	1335	285	1	344
4301	1110	242	1	311
4302	1041	240	0	287
4303	1056	190	0	295
4304	1049	239	1	313
4305	1281	272	1	334
4306	1253	221	1	334
4307	1141	274	0	312
4308	1666	250	0	432
4310	1218	251	0	333
4311	993	215	0	259
4401	852	195	1	214
4402	1068	278	0	253
4403	1000	251	0	272
4404	868	268	3	265
4405	1126	271	1	260
4406	1137	268	0	337

RUN DATE:06/01/12 02:58 PM

26-128 CITY OF PORTLAND

Vote For 1

01 = Yes

02 = No

VOTES PERCENT

VOTES PERCENT

94,824 82.05
20,739 17.95

03 = OVER VOTES
04 = UNDER VOTES

23
24,422

(CONTINUED FROM PREVIOUS PAGE)

	01	02	03	04
4407	834	199	1	221
4408	1041	273	0	277
4409	358	122	0	95
4501	1632	333	0	469
4502	1209	290	0	323
4503	1491	243	1	390
4504	1919	275	0	456
4505	823	184	0	254
4506	733	201	0	213
4507	1311	241	0	358
4508	907	261	0	204
4509	518	181	0	169
4510	573	173	0	167
4511	477	139	0	114
4601	1410	267	0	354
4602	1506	304	0	324
4603	1740	347	0	435
4604	830	202	0	203
4605	1244	302	0	335
4606	950	252	0	265
4607	800	221	0	249
4608	465	129	0	108
4609	1163	305	1	313
4701	659	180	0	205
4702	152	56	0	53
4703	633	200	0	158
4704	950	280	1	304
4705	971	335	0	300
4706	585	224	0	145
4707	376	131	0	145
4708	794	218	0	203
4709	367	135	0	112
4710	757	328	0	258
4801	319	102	0	64
4802	729	258	0	152
4803	404	147	0	80
4804	252	85	0	59
4805	135	62	0	47
4806	357	144	0	105
4807	499	160	0	108
4902	8	3	0	2
5009	142	52	0	52
5101	129	52	0	34
5102	806	299	0	266
5103	505	147	0	122
5104	712	207	0	159
5106	61	21	0	16

Certificate

I certify that the votes recorded on this abstract correctly summarize the tally of votes cast at the election indicated.



Tim Scott, Director of Elections
Multnomah County, Oregon

NUMBERED KEY CANVASS

Washington County, Oregon
Primary Election
May 15, 2012

Official Final

RUN DATE:06/01/12 08:24 AM

REPORT-EL52 PAGE 0126

26-128 PORTLAND CITY

Vote For 1

01 = Yes

02 = No

VOTES PERCENT

VOTES PERCENT

181 88.29
24 11.71

03 = OVER VOTES
04 = UNDER VOTES

0
38

	01	02	03	04
0366 366	2	0	0	0
0375 375	74	6	0	16
0391 391	52	11	0	12
0392 392	40	5	0	6
0441 441	13	2	0	4



**Canvass Report — Total Voters — Official
Clackamas County, Oregon — Primary Election — May 15, 2012**

Page 153 of 163

06/01/2012 02:19 PM

Total Number of Voters: 76,436 of 213,998 = 35.72%

Precincts Reporting 118 of 118 = 100.00%

26-128 City of Portland: Amends Charter by deleting unenforceable obscenity provisions

Precinct	Blank Ballots Cast	Over Votes	Under Votes	Total Ballots Cast	Registered Voters	Percent Turnout	Yes	No	Totals
070	0	0	0	0	6	0.00%	0	0	0
071	0	0	12	98	154	53.64%	64	22	86
072	0	0	9	44	103	42.72%	28	7	35
073	0	0	11	63	173	36.42%	41	11	52
074	0	0	2	16	61	26.23%	12	2	14
104	0	0	1	1	6	16.67%	0	0	0
Totals	0	0	35	222	503		145	42	187

CERTIFIED COPY OF THE ORIGINAL
SHERRY HALL, COUNTY CLERK

BY: *Sherry Hall*

26-129 CITY OF PORTLAND

VOTES PERCENT

VOTES PERCENT

Vote For 1

01 = Yes

02 = No

95,642 81.42
21,823 18.58

03 = OVER VOTES
04 = UNDER VOTES

30
22,513

	01	02	03	04
2701	242	34	0	56
3101	350	85	0	65
3301	1270	237	0	309
3302	1131	280	0	304
3303	983	203	1	245
3501	273	70	0	59
3502	1627	271	0	324
3601	595	123	0	140
3602	822	175	0	217
3603	460	146	0	116
3604	1491	269	0	297
3605	844	178	0	226
3606	1822	307	1	431
3607	873	133	0	179
3608	1126	175	0	220
3609	125	36	0	35
3610	1487	248	0	326
3611	1600	331	0	415
3612	1400	318	0	292
3801	1425	250	0	290
3802	1114	187	0	236
3803	1214	235	0	259
3804	983	205	0	195
3805	595	135	1	133
3808	29	13	0	2
4101	1188	261	0	297
4102	1153	301	0	303
4103	1381	287	0	389
4104	1450	303	0	359
4201	1104	207	0	243
4203	950	172	1	193
4204	1492	243	0	276
4205	1537	281	0	396
4206	1365	217	1	269
4207	1359	192	1	296
4208	1254	232	0	289
4209	1182	250	1	241
4210	1130	271	1	267
4211	1321	313	0	331
4301	1125	255	0	284
4302	1080	233	0	255
4303	1087	198	0	256
4304	1088	222	1	291
4305	1333	270	0	285
4306	1295	223	0	291
4307	1180	276	0	271
4308	1687	263	1	397
4310	1242	261	1	298
4311	1021	205	0	241
4401	831	236	2	193
4402	1096	289	0	214
4403	1025	251	1	246
4404	909	263	3	229
4405	1121	314	0	223
4406	1159	290	1	292

RUN DATE:06/01/12 02:58 PM

26-129 CITY OF PORTLAND

Vote For 1

01 = Yes

02 = No

VOTES PERCENT

VOTES PERCENT

95,642 81.42 03 = OVER VOTES
21,823 18.58 04 = UNDER VOTES

30
22,513

(CONTINUED FROM PREVIOUS PAGE)

	01	02	03	04
4407	871	196	1	187
4408	1039	315	0	237
4409	350	142	0	83
4501	1662	351	1	420
4502	1244	300	0	278
4503	1512	262	0	351
4504	1931	291	0	428
4505	844	183	0	234
4506	747	199	0	201
4507	1335	255	1	319
4508	944	249	0	179
4509	524	183	0	161
4510	556	191	0	166
4511	492	132	1	105
4601	1437	269	0	325
4602	1504	308	1	321
4603	1754	369	0	399
4604	835	216	0	184
4605	1252	311	1	317
4606	972	256	1	238
4607	788	232	1	249
4608	464	142	0	96
4609	1193	293	1	295
4701	638	209	0	197
4702	156	54	0	51
4703	640	189	0	162
4704	958	294	1	282
4705	1012	319	0	275
4706	578	236	0	140
4707	381	139	0	132
4708	795	230	0	190
4709	360	146	0	108
4710	776	330	1	236
4801	312	115	0	58
4802	745	251	0	143
4803	407	147	1	76
4804	256	89	0	51
4805	151	49	0	44
4806	363	146	0	97
4807	487	187	0	93
4902	6	5	0	2
5009	144	49	0	53
5101	138	46	0	31
5102	804	324	0	243
5103	494	164	0	116
5104	708	211	0	159
5106	57	26	0	15

Certificate

I certify that the votes recorded on this abstract correctly summarize the tally of votes cast at the election indicated.

Tim Scott, Director of Elections
Multnomah County, Oregon

NUMBERED KEY CANVASS

Washington County, Oregon
Primary Election
May 15, 2012

Official Final

RUN DATE:06/01/12 08:24 AM

REPORT-EL52 PAGE 0127

VOTES PERCENT

VOTES PERCENT

26-129 PORTLAND CITY

Vote For 1

01 = Yes


02 = No

174 84.47
32 15.53

03 = OVER VOTES
04 = UNDER VOTES

0
37

	01	02	03	04
0366 366	2	0	0	0
0375 375	68	13	0	15
0391 391	52	12	0	11
0392 392	38	7	0	6
0441 441	14	0	0	5



**Canvass Report — Total Voters — Official
Clackamas County, Oregon — Primary Election — May 15, 2012**

06/01/2012 02:19 PM

Page 154 of 163

Total Number of Voters: 76,436 of 213,998 = 35.72%

Precincts Reporting 118 of 118 = 100.00%

26-129 City of Portland: Amends Charter: Deletes outdated, unenforceable provisions

Precinct	Blank Ballots Cast	Over Votes	Under Votes	Total Ballots Cast	Registered Voters	Percent Turnout	Yes	No	Totals
070	0	0	0	0	6	0.00%	0	0	0
071	0	0	11	98	154	63.64%	70	17	87
072	0	0	8	44	103	42.72%	30	6	36
073	0	0	8	63	173	36.42%	42	13	55
074	0	0	2	16	61	26.23%	11	3	14
104	0	0	0	1	6	16.67%	0	1	1
Totals:	0	0	29	222	503		153	40	193

CERTIFIED COPY OF THE ORIGINAL
SHERRY HALL, COUNTY CLERK

BY: *Sherry Hall*

RUN DATE:06/01/12 02:58 PM

26-130 CITY OF PORTLAND

Vote For 1

01 = Yes

02 = No

VOTES PERCENT

VOTES PERCENT

92,564 78.81 03 = OVER VOTES
24,894 21.19 04 = UNDER VOTES

23
22,527

	01	02	03	04
2701	235	40	0	57
3101	338	97	0	65
3301	1266	251	0	299
3302	1106	318	0	291
3303	972	221	0	239
3501	254	85	0	63
3502	1546	352	0	324
3601	578	132	1	147
3602	815	190	0	209
3603	444	179	0	99
3604	1438	320	0	299
3605	822	202	0	224
3606	1768	366	0	427
3607	844	152	0	189
3608	1077	217	0	227
3609	127	34	0	35
3610	1441	288	0	332
3611	1556	368	1	421
3612	1397	344	1	268
3801	1374	304	0	287
3802	1078	230	1	228
3803	1172	276	0	260
3804	958	229	0	196
3805	581	148	1	134
3808	25	17	0	2
4101	1152	293	0	301
4102	1100	350	0	307
4103	1359	306	0	392
4104	1443	325	1	343
4201	1099	212	0	243
4203	915	195	0	206
4204	1470	260	0	281
4205	1503	323	2	386
4206	1347	233	0	272
4207	1351	191	2	304
4208	1238	254	0	283
4209	1153	276	0	245
4210	1103	303	1	262
4211	1289	351	0	325
4301	1109	269	0	286
4302	1055	256	0	257
4303	1075	216	0	250
4304	1065	248	1	288
4305	1294	303	1	290
4306	1262	247	0	300
4307	1107	344	0	276
4308	1661	285	1	401
4310	1204	296	0	302
4311	1005	231	0	231
4401	806	263	1	192
4402	1062	324	0	213
4403	985	291	2	245
4404	871	297	3	233
4405	1091	342	0	225
4406	1114	334	0	294

RUN DATE:06/01/12 02:58 PM

26-130 CITY OF PORTLAND

Vote For 1

01 = Yes

02 = No

VOTES PERCENT

VOTES PERCENT

92,564 78.81 03 = OVER VOTES
 24,894 21.19 04 = UNDER VOTES

23
 22,527

(CONTINUED FROM PREVIOUS PAGE)

	01	02	03	04
4407	825	231	1	198
4408	999	345	0	247
4409	332	162	0	81
4501	1627	375	0	432
4502	1216	325	0	281
4503	1465	308	0	352
4504	1888	320	0	442
4505	790	238	0	233
4506	728	216	0	203
4507	1333	265	0	312
4508	894	290	0	188
4509	475	228	0	165
4510	508	236	0	169
4511	478	139	0	113
4601	1354	344	0	333
4602	1454	361	0	319
4603	1719	386	0	417
4604	787	257	0	191
4605	1236	326	0	319
4606	955	279	0	233
4607	718	296	0	256
4608	433	168	0	101
4609	1168	330	0	284
4701	594	262	0	188
4702	150	60	0	51
4703	595	239	0	157
4704	903	343	0	289
4705	944	379	1	282
4706	534	285	0	135
4707	363	153	0	136
4708	753	282	0	180
4709	344	164	0	106
4710	736	386	0	221
4801	291	133	0	61
4802	702	295	0	142
4803	375	180	1	75
4804	240	107	0	49
4805	132	72	0	40
4806	374	140	0	92
4807	454	220	0	93
4902	6	5	0	2
5009	131	68	0	47
5101	130	57	0	28
5102	755	378	0	238
5103	460	195	0	119
5104	657	264	0	157
5106	59	24	0	15

Certificate

I certify that the votes recorded on this abstract correctly summarize the tally of votes cast at the election indicated.



Tim Scott, Director of Elections
 Multnomah County, Oregon

NUMBERED KEY CANVASS

Washington County, Oregon
Primary Election
May 15, 2012

Official Final

RUN DATE:06/01/12 08:24 AM

REPORT-EL52 PAGE 0128

26-130 PORTLAND CITY

Vote For 1

01 = Yes

02 = No

VOTES PERCENT

VOTES PERCENT

170 81.34

39 18.66

03 = OVER VOTES

04 = UNDER VOTES

0

34

01 02 03 04

0366 366	2	0	0	0
0375 375	65	16	0	15
0391 391	55	11	0	9
0392 392	35	11	0	5
0441 441	13	1	0	5



**Canvass Report — Total Voters — Official
Clackamas County, Oregon — Primary Election — May 15, 2012**

06/01/2012 02:19 PM

Page 155 of 163

Total Number of Voters: 76,436 of 213,998 = 35.72%

Precincts Reporting 118 of 118 = 100.00%

26-130 City of Portland: Deletes outdated provision prohibiting persons begging

Precinct	Blank Ballots Cast	Over Votes	Under Votes	Total Ballots Cast	Registered Voters	Percent Turnout	Yes	No	Totals
070	0	0	0	0	6	0.00%	0	0	0
071	0	0	14	98	154	63.64%	65	19	84
072	0	0	7	44	103	42.72%	30	7	37
073	0	0	10	63	173	36.42%	37	16	53
074	0	0	2	16	61	26.23%	12	2	14
104	0	0	0	1	6	16.67%	0	1	1
Totals	0	0	33	222	503		144	35	189

CERTIFIED COPY OF THE ORIGINAL
SHERRY HALL, COUNTY CLERK

BY: *Sherry Hall*

RUN DATE:06/01/12 02:58 PM

VOTES PERCENT

VOTES PERCENT

26-131 CITY OF PORTLAND

Vote For 1

01 = Yes

02 = No

87,341 76.71
26,517 23.29

03 = OVER VOTES
04 = UNDER VOTES

36
26,114

	01	02	03	04
2701	213	47	0	72
3101	347	82	0	71
3301	1176	273	0	367
3302	1072	293	1	349
3303	952	226	0	254
3501	266	73	1	62
3502	1500	362	0	360
3601	575	109	0	174
3602	755	194	0	265
3603	411	182	0	129
3604	1412	314	0	331
3605	819	176	0	253
3606	1717	349	0	495
3607	819	140	1	225
3608	1044	217	0	260
3609	129	29	0	38
3610	1418	263	0	380
3611	1475	391	1	479
3612	1348	316	1	345
3801	1327	303	0	335
3802	1037	240	0	260
3803	1092	305	0	311
3804	953	214	0	216
3805	562	160	1	141
3808	35	7	0	2
4101	1046	367	0	333
4102	1083	341	1	332
4103	1328	303	0	426
4104	1330	358	1	423
4201	1011	245	1	297
4203	857	220	0	239
4204	1341	307	0	363
4205	1409	342	1	462
4206	1231	266	0	355
4207	1226	248	0	374
4208	1145	276	0	354
4209	1060	327	0	287
4210	1040	333	1	295
4211	1218	376	0	371
4301	972	348	0	344
4302	950	300	3	315
4303	945	282	0	314
4304	953	305	1	343
4305	1180	353	2	353
4306	1148	294	1	366
4307	1023	370	1	333
4308	1549	317	1	481
4310	1100	325	0	377
4311	908	261	1	297
4401	748	282	0	232
4402	1007	332	0	260
4403	923	310	0	290
4404	805	327	3	269
4405	1022	368	0	268
4406	1028	366	2	346

RUN DATE:06/01/12 02:58 PM

26-131 CITY OF PORTLAND

Vote For 1

01 = Yes

02 = No

VOTES PERCENT

VOTES PERCENT

87,341 76.71
 26,517 23.29

03 = OVER VOTES
 04 = UNDER VOTES

36
 26,114

(CONTINUED FROM PREVIOUS PAGE)

	01	02	03	04
4407	763	253	1	238
4408	888	419	1	283
4409	328	149	2	96
4501	1536	400	0	498
4502	1151	342	0	329
4503	1382	313	0	430
4504	1772	358	0	520
4505	746	246	0	269
4506	673	243	0	231
4507	1211	309	0	390
4508	844	305	1	222
4509	442	249	0	177
4510	499	249	0	165
4511	418	199	0	113
4601	1304	351	0	376
4602	1390	369	0	375
4603	1647	391	1	483
4604	787	241	0	207
4605	1149	378	0	354
4606	873	317	0	277
4607	685	324	0	261
4608	393	192	0	117
4609	1084	362	0	336
4701	573	266	0	205
4702	153	54	0	54
4703	582	253	0	156
4704	836	415	0	284
4705	887	406	0	313
4706	517	299	0	138
4707	349	157	0	146
4708	726	283	0	206
4709	348	165	0	101
4710	728	379	1	235
4801	302	116	0	67
4802	669	305	2	163
4803	360	181	0	90
4804	211	127	0	58
4805	144	56	0	44
4806	356	160	0	90
4807	433	219	1	114
4902	6	5	0	2
5009	115	81	0	50
5101	130	55	0	30
5102	737	383	0	251
5103	480	171	0	123
5104	636	282	0	160
5106	58	26	0	14

Certificate

I certify that the votes recorded on this abstract correctly summarize the tally of votes cast at the election indicated.



Tim Scott, Director of Elections
 Multnomah County, Oregon

NUMBERED KEY CANVASS

Washington County, Oregon
Primary Election
May 15, 2012

Official Final

RUN DATE:06/01/12 08:24 AM

REPORT-EL52

PAGE 0129

VOTES PERCENT

VOTES PERCENT

26-131 PORTLAND CITY

Vote For 1

01 = Yes


02 = No

160 81.22
37 18.78

03 = OVER VOTES
04 = UNDER VOTES

0
46

	01	02	03	04
0366 366	2	0	0	0
0375 375	63	13	0	20
0391 391	45	17	0	13
0392 392	36	7	0	8
0441 441	14	0	0	5



**Canvass Report — Total Voters — Official
Clackamas County, Oregon — Primary Election — May 15, 2012**

Page 156 of 163

06/01/2012 02:19 PM

Total Number of Voters: 76,436 of 213,998 = 35.72%

Precincts Reporting 118 of 118 = 100.00%

26-131 City of Portland: Amends City Charter provisions regarding Council emergency fund

Precinct	Blank Ballots Cast	Over Votes	Under Votes	Total Ballots Cast	Registered Voters	Percent Turnout	Yes	No	Totals
070	0	0	0	0	6	0.00%	0	0	0
071	0	0	17	98	154	63.64%	63	18	81
072	0	0	8	44	103	42.72%	28	8	36
073	0	0	11	63	173	36.42%	36	16	52
074	0	0	2	16	61	26.23%	12	2	14
104	0	0	0	1	6	16.67%	1	0	1
Totals:	0	0	38	222	503		140	44	184

CERTIFIED COPY OF THE ORIGINAL
SHERRY HALL, COUNTY CLERK

BY: *Sherry Hall*

RUN DATE:06/01/12 02:58 PM

26-132 CITY OF PORTLAND

Vote For 1
01 = Yes
02 = No

VOTES PERCENT
100,276 89.75
11,454 10.25

03 = OVER VOTES
04 = UNDER VOTES

VOTES PERCENT
18
28,260

	01	02	03	04
2701	248	20	0	64
3101	388	37	0	75
3301	1316	123	0	377
3302	1205	137	0	373
3303	1073	88	0	271
3501	282	40	0	80
3502	1656	166	0	400
3601	641	53	0	164
3602	832	101	0	281
3603	511	71	0	140
3604	1553	143	0	361
3605	893	101	0	254
3606	1887	153	0	521
3607	879	63	0	243
3608	1153	92	0	276
3609	143	16	0	37
3610	1534	115	0	412
3611	1641	194	0	511
3612	1536	136	1	337
3801	1449	138	0	378
3802	1130	106	0	301
3803	1237	131	0	340
3804	1026	126	1	230
3805	631	60	1	172
3808	36	6	0	2
4101	1241	140	0	365
4102	1237	148	0	372
4103	1454	130	0	473
4104	1472	173	0	467
4201	1085	138	2	329
4203	924	109	0	283
4204	1472	163	0	376
4205	1541	190	1	482
4206	1357	122	0	373
4207	1314	142	0	392
4208	1235	151	0	389
4209	1231	127	0	316
4210	1168	172	1	328
4211	1367	171	0	427
4301	1177	144	0	343
4302	1084	146	0	338
4303	1104	124	0	313
4304	1097	140	0	365
4305	1337	170	0	381
4306	1306	136	0	367
4307	1216	149	0	362
4308	1686	166	2	494
4310	1242	168	0	392
4311	1046	131	0	290
4401	911	115	0	236
4402	1158	154	0	287
4403	1091	136	0	296
4404	977	147	3	277
4405	1199	155	1	303
4406	1245	135	0	362

26-132 CITY OF PORTLAND

Vote For 1

01 = Yes

02 = No

VOTES PERCENT

VOTES PERCENT

100,276 89.75
11,454 10.25

03 = OVER VOTES
04 = UNDER VOTES

18
28,260

(CONTINUED FROM PREVIOUS PAGE)

	01	02	03	04
4407	872	127	1	255
4408	1129	156	0	306
4409	422	52	1	100
4501	1692	220	0	522
4502	1298	156	1	367
4503	1538	131	0	456
4504	1912	180	0	558
4505	892	93	0	276
4506	817	88	0	242
4507	1365	133	0	412
4508	1004	122	1	245
4509	592	91	0	185
4510	631	80	0	202
4511	545	60	0	125
4601	1447	159	0	425
4602	1530	202	0	402
4603	1791	218	0	513
4604	909	98	0	228
4605	1330	167	0	384
4606	1039	134	0	294
4607	882	112	0	276
4608	514	62	0	126
4609	1221	176	0	385
4701	739	71	1	233
4702	174	20	0	67
4703	733	71	0	187
4704	1088	100	0	347
4705	1113	163	0	330
4706	701	88	0	165
4707	423	63	0	166
4708	899	79	0	237
4709	423	67	0	124
4710	926	136	0	281
4801	369	36	0	80
4802	847	123	0	169
4803	431	90	0	110
4804	297	36	0	63
4805	172	20	0	52
4806	419	70	0	117
4807	559	79	0	129
4902	9	2	0	2
5009	172	20	0	54
5101	160	18	0	37
5102	966	117	0	288
5103	565	60	0	149
5104	791	93	0	194
5106	74	7	0	17

Certificate

I certify that the votes recorded on this abstract correctly summarize the tally of votes cast at the election indicated.



Tim Scott, Director of Elections
Multnomah County, Oregon

26-132 PORTLAND CITY

Vote For 1

01 = Yes

02 = No

VOTES PERCENT


VOTES PERCENT

183 94.33
11 5.67

03 = OVER VOTES
04 = UNDER VOTES

0
49

	01	02	03	04
0366 366	1	0	0	1
0375 375	71	4	0	21
0391 391	58	4	0	13
0392 392	39	3	0	9
0441 441	14	0	0	5




**Canvass Report — Total Voters — Official
Clackamas County, Oregon — Primary Election — May 15, 2012**

06/01/2012 02:19 PM
Precincts Reporting 118 of 118 = 100.00%

Total Number of Voters: 76,436 of 213,998 = 35.72%

26-132 City of Portland: Amends Charter to clarify election procedure for filling vacancies

Precinct	Blank Ballots Cast	Over Votes	Under Votes	Total Ballots Cast	Registered Voters	Percent Turnout	Yes	No	Totals
070	0	0	0	0	6	0.00%	0	0	0
071	0	0	19	98	154	63.64%	67	12	79
072	0	0	11	44	103	42.72%	33	0	33
073	0	0	15	63	173	36.42%	36	12	48
074	0	0	2	16	61	26.23%	13	1	14
104	0	0	1	1	6	16.67%	0	0	0
Totals	0	0	48	222	503		149	25	174

CERTIFIED COPY OF THE ORIGINAL
SHERRY HALL, COUNTY CLERK
BY: 

RUN DATE:06/01/12 02:58 PM

26-133 CITY OF PORTLAND

VOTES PERCENT

VOTES PERCENT

Vote For 1

01 = Yes

02 = No

92,087 85.15
16,066 14.85

03 = OVER VOTES
04 = UNDER VOTES

28
31,827

01 02 03 04

2701	234	22	0	76
3101	368	45	0	87
3301	1221	169	0	426
3302	1143	161	0	411
3303	994	122	0	316
3501	270	52	0	80
3502	1545	216	1	460
3601	599	62	0	197
3602	758	142	0	314
3603	469	92	1	160
3604	1439	202	0	416
3605	820	128	0	300
3606	1748	221	1	591
3607	816	96	0	273
3608	1081	130	1	309
3609	133	19	0	44
3610	1408	170	1	482
3611	1525	252	1	568
3612	1424	190	0	396
3801	1380	186	0	399
3802	1078	132	0	327
3803	1131	187	0	390
3804	946	169	0	268
3805	578	94	1	191
3808	36	6	0	2
4101	1142	195	0	409
4102	1126	215	0	416
4103	1360	172	0	525
4104	1360	237	1	514
4201	1005	166	1	382
4203	842	151	0	323
4204	1373	221	0	417
4205	1435	237	0	542
4206	1256	174	1	421
4207	1211	175	1	461
4208	1167	192	0	416
4209	1117	196	0	361
4210	1094	207	3	365
4211	1257	237	0	471
4301	1060	208	0	396
4302	990	186	0	392
4303	1005	170	0	366
4304	998	199	1	404
4305	1221	226	0	441
4306	1199	179	1	430
4307	1098	217	0	412
4308	1567	211	0	570
4310	1131	208	1	462
4311	952	179	0	336
4401	823	160	0	279
4402	1050	221	0	328
4403	989	198	0	336
4404	881	206	3	314
4405	1110	216	1	331
4406	1135	202	0	405

26-133 CITY OF PORTLAND

Vote For 1

01 = Yes

02 = No

VOTES PERCENT

VOTES PERCENT

92,087 85.15
16,066 14.85

03 = OVER VOTES
04 = UNDER VOTES

28
31,827

(CONTINUED FROM PREVIOUS PAGE)

	01	02	03	04
4407	802	166	1	286
4408	1006	230	0	355
4409	385	81	0	109
4501	1573	276	0	585
4502	1183	222	1	416
4503	1441	173	1	510
4504	1794	237	0	619
4505	812	127	0	322
4506	732	136	0	279
4507	1255	193	0	462
4508	914	181	0	277
4509	545	119	0	204
4510	574	127	0	212
4511	503	82	0	145
4601	1368	193	0	470
4602	1430	245	0	459
4603	1641	281	0	600
4604	819	147	0	269
4605	1233	209	0	439
4606	936	200	1	330
4607	783	164	0	323
4608	468	93	1	140
4609	1117	237	0	428
4701	671	138	1	234
4702	159	34	0	68
4703	666	130	0	195
4704	1002	175	0	358
4705	976	235	0	395
4706	609	167	0	178
4707	367	97	0	188
4708	832	144	0	239
4709	391	98	0	125
4710	814	227	0	302
4801	335	58	0	92
4802	720	223	0	196
4803	395	116	1	119
4804	247	78	0	71
4805	146	43	0	55
4806	386	90	0	130
4807	500	125	0	142
4902	6	4	0	3
5009	153	33	0	60
5101	146	30	0	39
5102	861	209	0	301
5103	500	119	0	155
5104	725	138	0	215
5106	68	10	0	20

Certificate

I certify that the votes recorded on this abstract correctly summarize the tally of votes cast at the election indicated.



Tim Scott, Director of Elections
Multnomah County, Oregon

26-133 PORTLAND CITY

Vote For 1

01 = Yes

02 = No

VOTES PERCENT

VOTES PERCENT

176 89.34 03 = OVER VOTES
21 10.66 04 = UNDER VOTES

0
46

0366 366
0375 375
0391 391
0392 392
0441 441

	01	02	03	04
0366 366	2	0	0	0
0375 375	72	4	0	20
0391 391	52	11	0	12
0392 392	36	6	0	9
0441 441	14	0	0	5



**Canvass Report — Total Voters — Official
Clackamas County, Oregon — Primary Election — May 15, 2012**

06/01/2012 02:19 PM
Precincts Reporting 118 of 118 = 100.00%

Page 158 of 163

Total Number of Voters: 76,436 of 213,998 = 35.72%.

26-133 City of Portland: Amends Charter: Adds terms and vacancy provision for Charter Commission

Precinct	Blank Ballots Cast	Over Votes	Under Votes	Total Ballots Cast	Registered Voters	Percent Turnout	Yes	No	Totals
070	0	0	0	0	6	0.00%	0	0	0
071	0	0	22	98	154	63.64%	63	13	76
072	0	0	9	44	103	42.72%	33	2	35
073	0	0	15	63	173	36.42%	34	14	48
074	0	0	2	16	61	26.23%	14	0	14
104	0	0	1	1	6	16.67%	0	0	0
Totals	0	0	49	222	503		144	29	173

CERTIFIED COPY OF THE ORIGINAL
SHERRY HALL, COUNTY CLERK

BY: *Sherry Hall*

RUN DATE:06/01/12 02:58 PM

VOTES PERCENT

VOTES PERCENT

26-134 CITY OF PORTLAND

Vote For 1

01 = Yes

02 = No

97,053 86.58
15,047 13.42

03 = OVER VOTES
04 = UNDER VOTES

19
27,889

	01	02	03	04
2701	250	19	0	63
3101	378	49	0	73
3301	1280	155	0	381
3302	1201	146	0	368
3303	1049	99	0	284
3501	282	42	0	78
3502	1665	174	0	383
3601	625	64	0	169
3602	810	122	0	282
3603	475	104	0	143
3604	1548	164	0	345
3605	879	109	1	259
3606	1848	199	0	514
3607	890	77	1	217
3608	1140	107	0	274
3609	141	20	0	35
3610	1510	140	0	411
3611	1646	213	0	487
3612	1479	179	0	352
3801	1461	158	0	346
3802	1122	118	0	297
3803	1209	165	0	334
3804	1016	128	0	239
3805	606	91	1	166
3808	34	7	0	3
4101	1202	185	0	359
4102	1220	183	0	354
4103	1442	160	0	455
4104	1453	212	2	445
4201	1063	164	1	326
4203	879	146	0	291
4204	1441	206	0	364
4205	1501	228	0	485
4206	1345	146	1	360
4207	1311	148	0	389
4208	1229	178	1	367
4209	1180	178	0	316
4210	1137	200	1	331
4211	1337	223	0	405
4301	1087	218	0	359
4302	1045	189	0	334
4303	1048	176	0	317
4304	1050	194	2	356
4305	1301	209	0	378
4306	1270	172	0	367
4307	1165	210	0	352
4308	1686	196	0	466
4310	1202	212	0	388
4311	986	184	0	297
4401	829	197	0	236
4402	1096	215	0	288
4403	1040	188	0	295
4404	905	225	3	271
4405	1154	214	0	290
4406	1172	210	1	359

26-134 CITY OF PORTLAND

Vote For 1

01 = Yes

02 = No

VOTES PERCENT

VOTES PERCENT

97,053 86.58 03 = OVER VOTES
15,047 13.42 04 = UNDER VOTES

19
27,889

(CONTINUED FROM PREVIOUS PAGE)

	01	02	03	04
4407	846	147	1	261
4408	1063	224	0	304
4409	389	88	0	98
4501	1691	233	0	510
4502	1255	203	0	364
4503	1517	166	0	442
4504	1928	197	0	525
4505	849	121	0	291
4506	767	126	0	254
4507	1334	170	0	406
4508	963	167	0	242
4509	546	126	0	196
4510	588	119	0	206
4511	519	87	0	124
4601	1437	187	0	407
4602	1535	213	0	386
4603	1781	257	0	484
4604	855	145	0	235
4605	1292	207	0	382
4606	968	208	0	291
4607	832	153	0	285
4608	466	111	0	125
4609	1194	219	0	369
4701	721	107	0	216
4702	167	34	0	60
4703	685	127	0	179
4704	1014	186	0	335
4705	1053	201	0	352
4706	620	173	0	161
4707	402	88	0	162
4708	839	150	1	225
4709	394	93	0	127
4710	832	220	1	290
4801	344	62	0	79
4802	774	189	0	176
4803	420	115	0	96
4804	260	71	0	65
4805	148	37	1	58
4806	401	77	0	128
4807	505	126	0	136
4902	9	2	0	2
5009	159	28	0	59
5101	136	37	0	42
5102	888	189	0	294
5103	533	94	0	147
5104	744	141	0	193
5106	70	11	0	17

Certificate

I certify that the votes recorded on this abstract correctly summarize the tally of votes cast at the election indicated.



Tim Scott, Director of Elections
Multnomah County, Oregon

NUMBERED KEY CANVASS

Washington County, Oregon
Primary Election
May 15, 2012

Official Final

RUN DATE:06/01/12 08:24 AM

REPORT-EL52 PAGE 0132

26-134 PORTLAND CITY

Vote For 1

01 = Yes

02 = No

VOTES PERCENT


VOTES PERCENT

181 90.95
18 9.05

03 = OVER VOTES
04 = UNDER VOTES

0
44

	01	02	03	04
0366 366	2	0	0	0
0375 375	74	3	0	19
0391 391	52	9	0	14
0392 392	40	4	0	7
0441 441	13	2	0	4



**Canvass Report — Total Voters — Official
Clackamas County, Oregon — Primary Election — May 15, 2012**

Page 159 of 163

06/01/2012 02:19 PM
Precincts Reporting 118 of 118 = 100.00%

Total Number of Voters: 76,436 of 213,998 = 35.72%

26-134 City of Portland: Amends Charter: Deletes outdated Exposition-Recreation Commission chapter

Precinct	Blank Ballots Cast	Over Votes	Under Votes	Total Ballots Cast	Registered Voters	Percent Turnout	Yes	No	Totals
070	0	0	0	0	6	0.00%	0	0	0
071	0	0	18	98	154	63.64%	70	10	80
072	0	0	9	44	103	42.72%	31	4	35
073	0	0	13	63	173	36.42%	43	7	50
074	0	0	2	16	61	26.23%	14	0	14
104	0	0	1	1	6	16.67%	0	0	0
Totals:	0	0	43	222	503		155	21	179

CERTIFIED COPY OF THE ORIGINAL
SHERRY HALL, COUNTY CLERK

BY: *Sherry Hall*