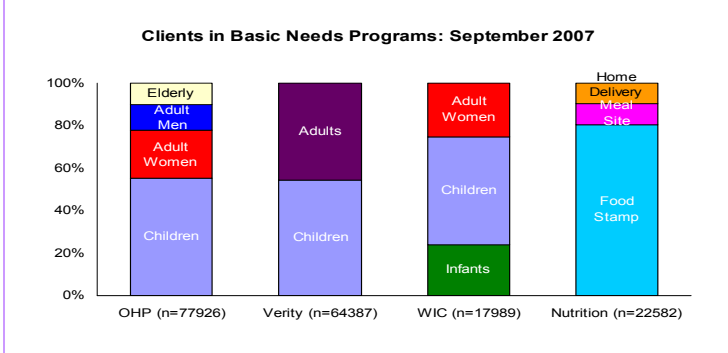
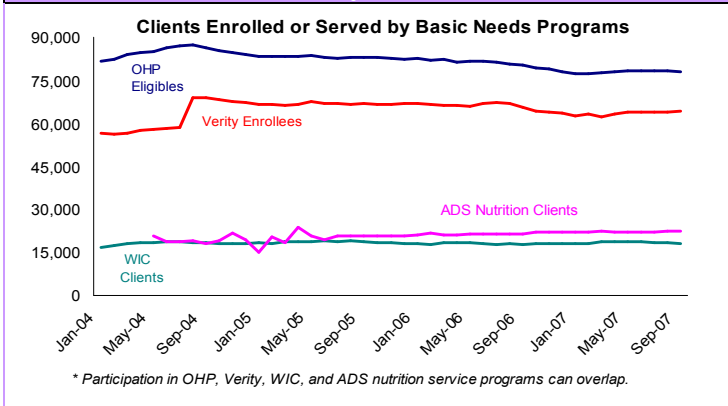
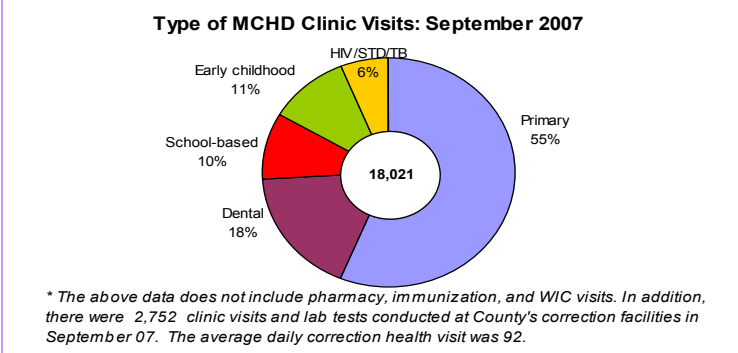
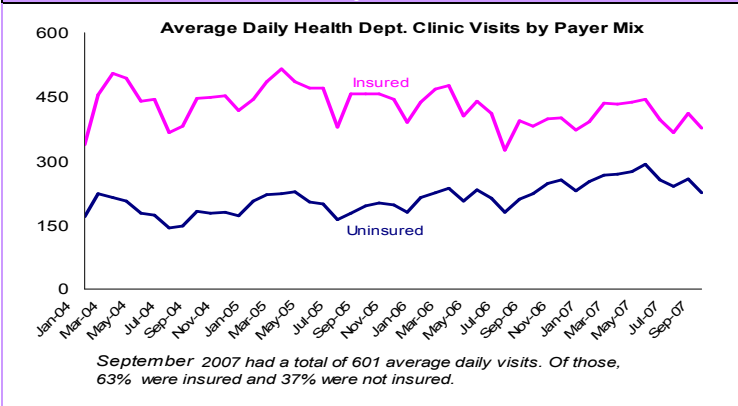


BASIC NEEDS PRIORITY BRIEF: SEPTEMBER 2007


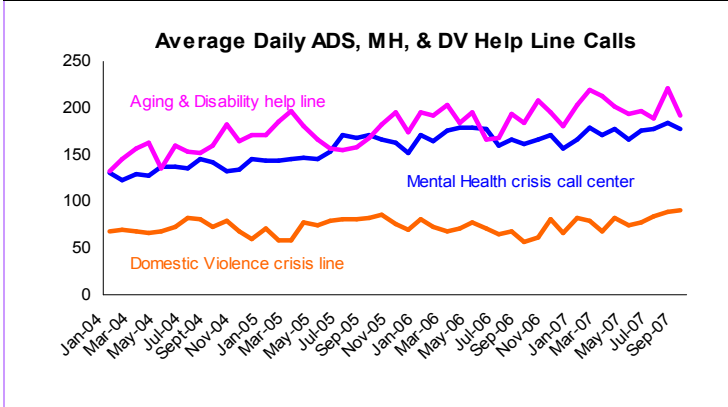
Multnomah County Basic Needs Clients



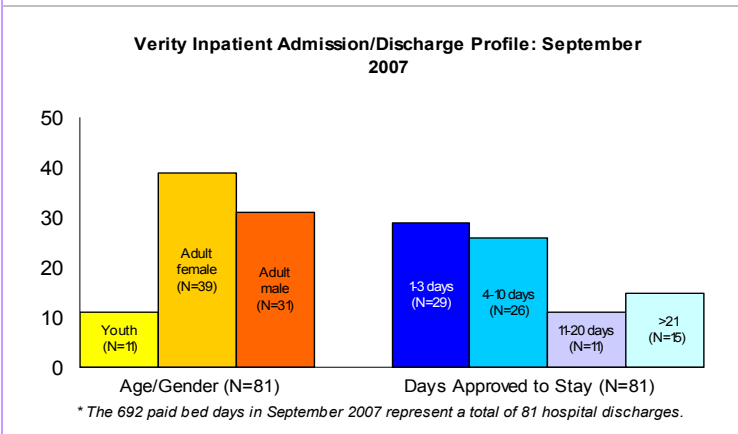
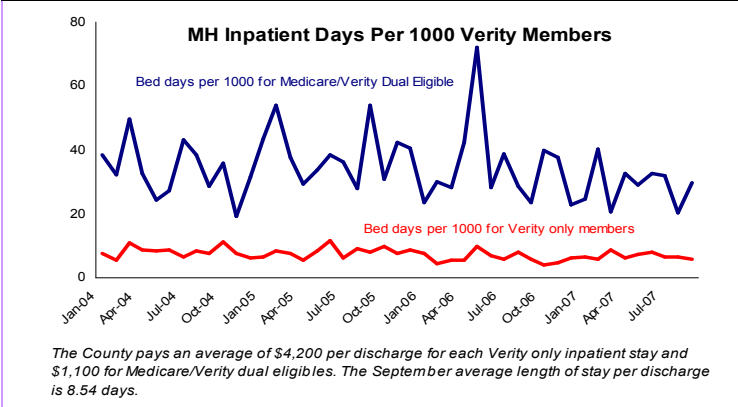
Multnomah County Health Clinic Visits



Crisis Center & Helpline Calls

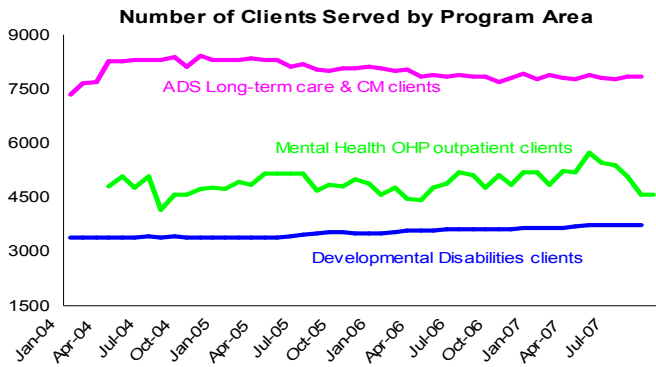


Mental Health Verity Inpatient Days

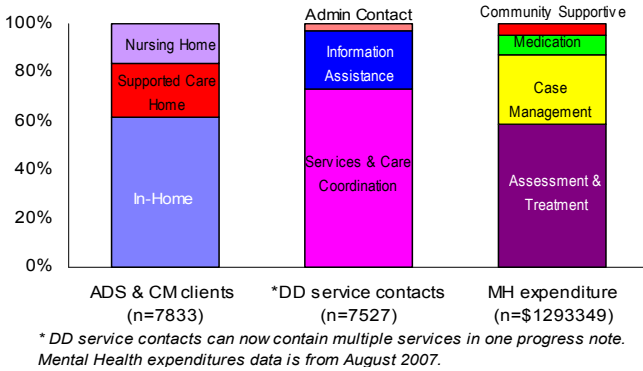


Notes: There was a 13% decrease from August in the combined number of Clinic Visits. This was driven by decreases in Primary, Dental, and HIV/STD/TB visits. The number of HIV/STD/TB visits was the lowest on record. The number of Aging and Disability, and Mental Health Crisis calls has been steadily increasing since January 2004. This increase is due to increases in Central I&A calls for the Aging and Disability Help Line and from increases in Information and Referral, Counseling/Medication, and Case Management calls to the Mental Health Crisis Line.

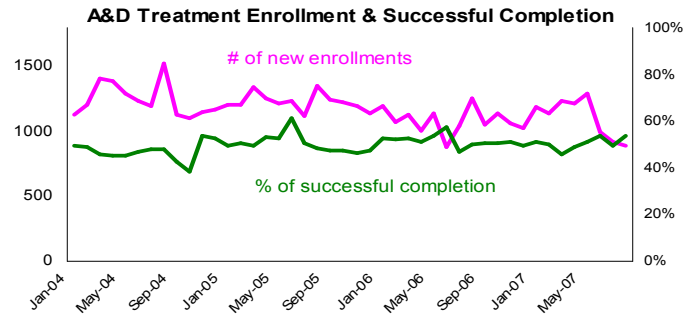
Clients and Case Management Services



Client or Service Type: September 2007

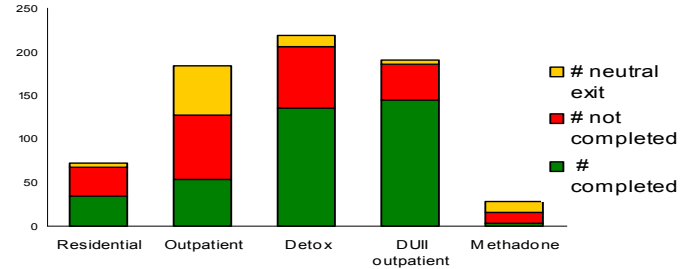


Multnomah County Addictions Treatment



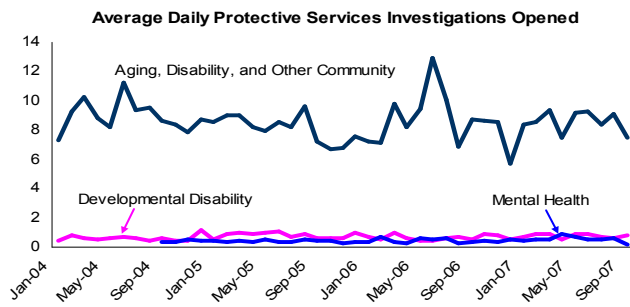
* Based on the CPMS data received on 10/24/07. In August 2007, 889 tx episodes opened and 694 closed. The average successful treatment completion rate was 50.5% over the past 12 months. The monthly data will change slightly with each new update.

A&D Treatment Exit Type by Modality: August 2007



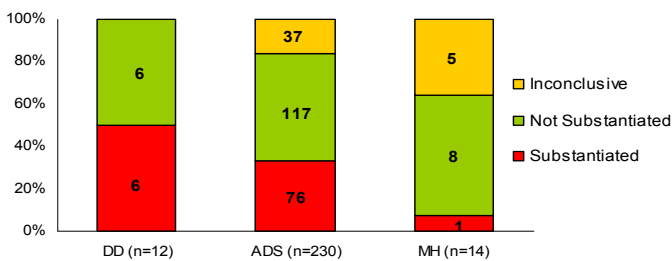
* Of 694 tx episodes ending in August 2007, 53.6% (n= 372) successfully completed programs, 33.1% (n= 230) failed to complete, and 13.3% (n=92) had neutral terminations. 'Neutral termination' includes 'fail to engage', 'not appropriate for further tx' and others.

Protective Services for Vulnerable Populations



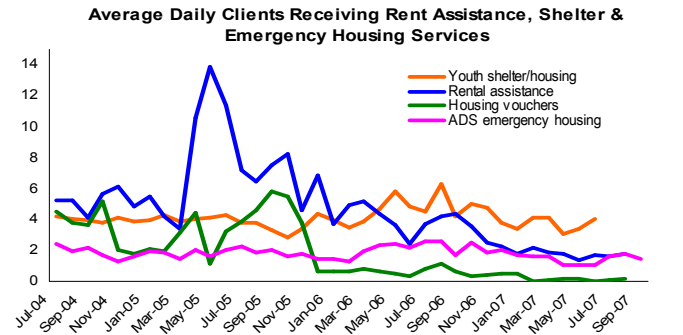
*Each program serves different populations. ADS is responsible for all protective investigations not covered by developmental disability and mental health services, so they have the largest client base.

Investigation Case/Allegation Closed: September 2007



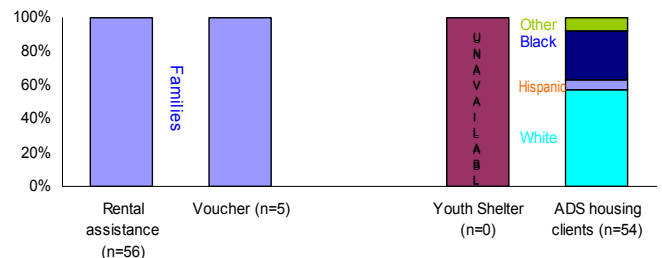
*Overall, 253 protective service investigation cases opened and 256 allegations closed in September 2007. Of those closed, 32.4% were substantiated (n= 83). MH 'not substantiated' cases include those that didn't meet the abuse definition.

Shelter & Emergency Housing Assistance



* Data for this chart have one month lag time. The number of clients served by youth shelter and housing is temporarily unavailable due to a technical system change.

Type of Homeless Clients Served: August 2007



* A total of 115 people and families received housing assistance services in August 2007. Youth shelter data were not available for August.

Notes: The decrease in adult Mental Health OHP clients is due to claims coding issues that are in the process of being corrected. The trendline will be updated when new data are available. The decline in new A&D treatment enrollments can be attributed to a lag in data reporting, and/or funding shortages at the end of the fiscal year. These figures will also be updated when new data are available. Youth Shelter data were unavailable for August because the data are currently being transferred to a new database.