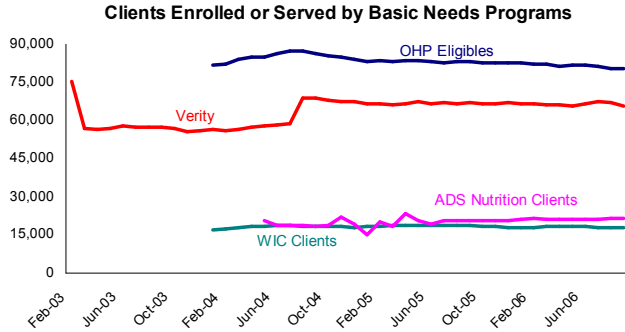


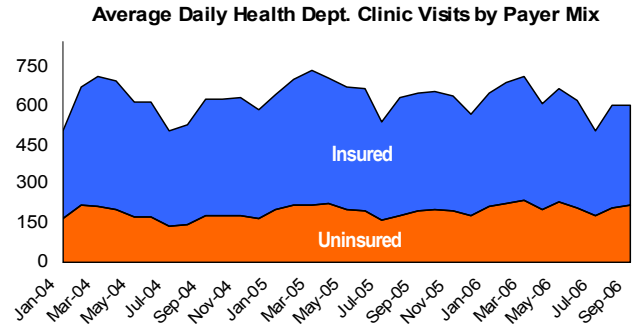
# BASIC NEEDS PRIORITY BRIEF: SEPTEMBER 2006

## Multnomah County Basic Needs Clients



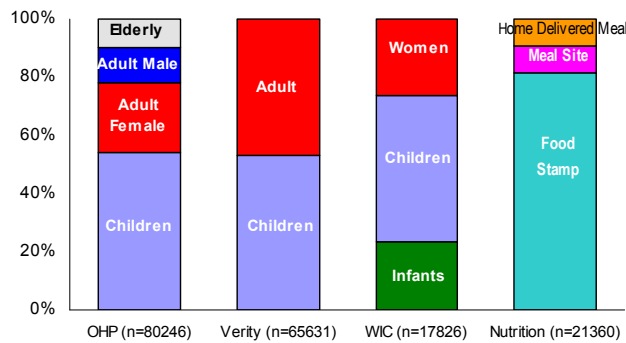
\* Participation in OHP, Verity, WIC, and ADS nutrition service programs can be overlapped.

## Multnomah County Health Clinic Visits

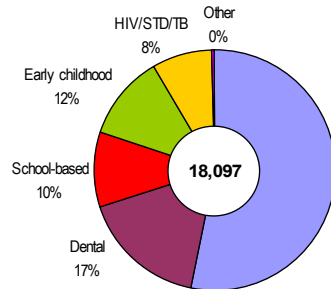


\* September 2006 had a total of 603 average daily visits. Of those, 63% were insured and 37% were not insured.

## Clients in Basic Needs Programs: September 2006

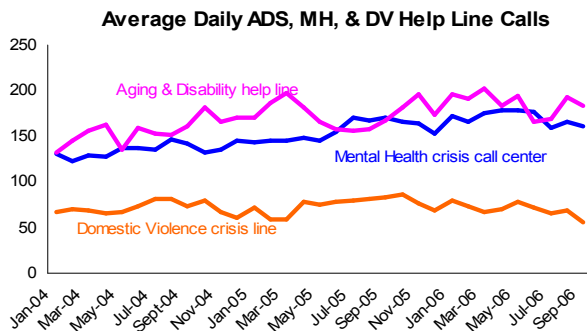


## Type of MCHD Clinic Visits: September 2006

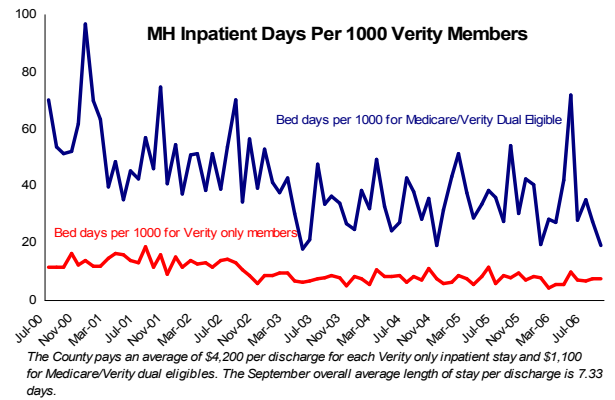


\* The above data does not include pharmacy, immunization, and WIC visits. In addition, there were 3,513 clinic visits and lab tests conducted at County's correction facilities in September 06. The average daily correction health visit was 117.

## Crisis Center & Helpline Calls

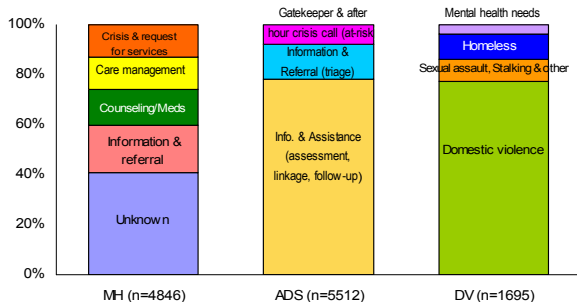


## Mental Health Verity Inpatient Days

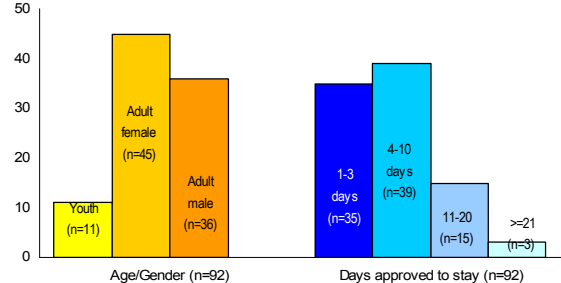


The County pays an average of \$4,200 per discharge for each Verity only inpatient stay and \$1,100 for Medicare/Verity dual eligibles. The September overall average length of stay per discharge is 7.33 days.

## Crisis Help Line Call Or Response Type: September 2006



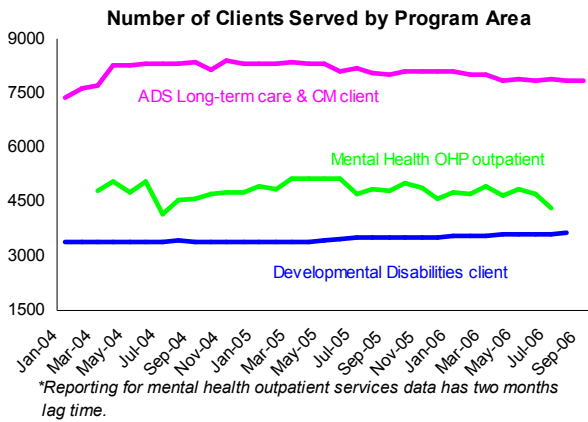
## Verity Inpatient Admission/Discharge Profile: Sept. 2006



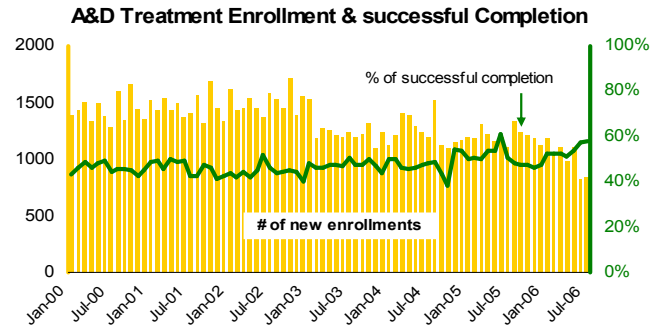
\* The 615 paid bed days in Sept. 2006 represent a total of 92 hospital discharges.

**Notes:** The average daily Health Clinic Visits decreased 4% from August to September. The percentage of uninsured visits increased to the highest rate of 37% so far this year. The average daily Mental Health Crisis and ADS help line calls reflected a decline. Domestic violence helpline calls decreased by 20% in September.

## Clients and Case Management Services

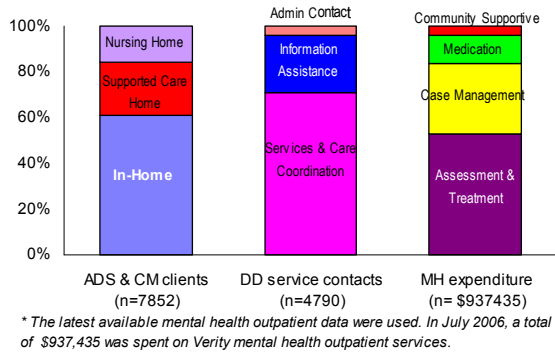


## Multnomah County Addictions Treatment

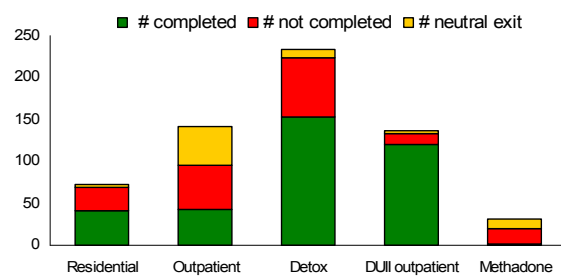


\* Based on the CPMS data received from the state. In July 2006, 839 Tx episodes opened and 616 exited from the treatment with a 58.1% successful completion rate. The monthly data will change slightly with each update.

### Client or Service Type: September 2006

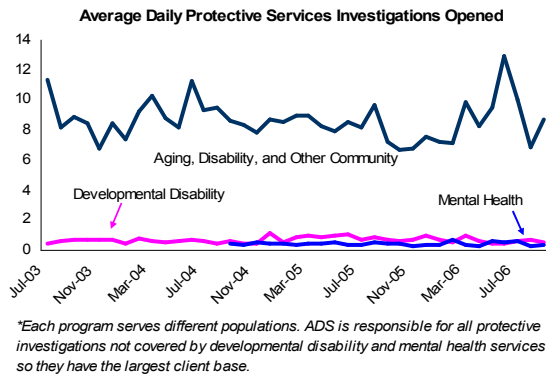


### A&D Treatment Exit Type by Modality: July 2006



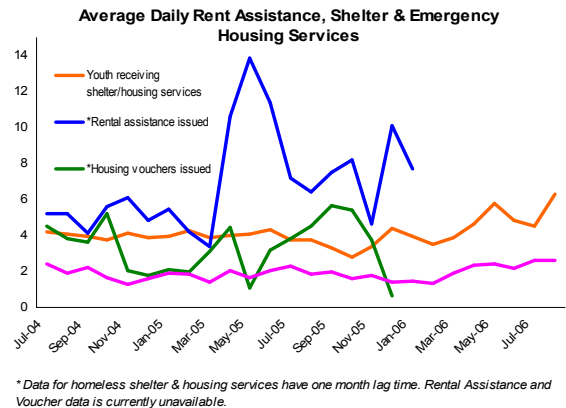
\* Of 616tx episodes ending in July 2006, 58.1% (n= 358) successfully completed programs, 29.8% (n= 184) failed to complete, and 12.0% (n=74) had neutral terminations. 'Neutral termination' includes 'fail to engage', 'not appropriate for further tx' and etc..

## Protective Services for Vulnerable Populations



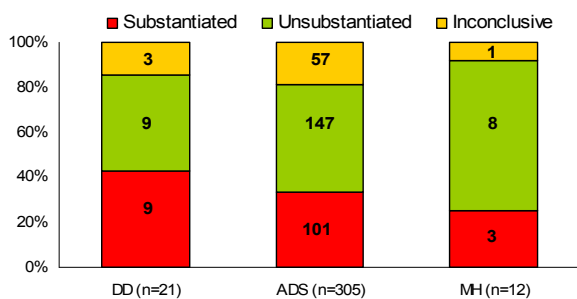
\*Each program serves different populations. ADS is responsible for all protective investigations not covered by developmental disability and mental health services so they have the largest client base.

## Shelter & Emergency Housing Assistance



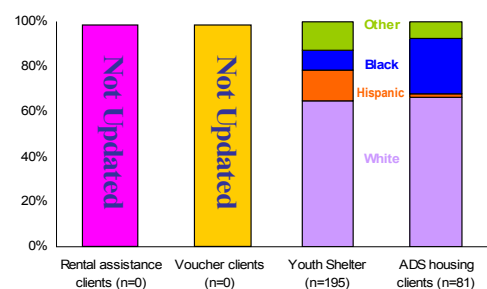
\* Data for homeless shelter & housing services have one month lag time. Rental Assistance and Voucher data is currently unavailable.

### Investigation Case/allegation Closed: Sept. 2006



\* Overall, 287 protective service investigation cases opened and 338 allegations closed in September 2006. Of those closed, 34% were substantiated (n= 113). MH 'Unsubstantiated' cases include those that didn't meet the abuse definition.

### Type of Homeless Clients Served: August 2006



\* Not including rental assistance and voucher clients, 276 people received housing assistance services in August 2006. The average age of youth who used shelter or transitional housing was 18.9.

**Notes:** The daily average Youth Shelter population increased in August by 40%. Spending on Verity mental health outpatient services decreased in July. Mental Health outpatient and part of homeless services data were still not available for the September update.