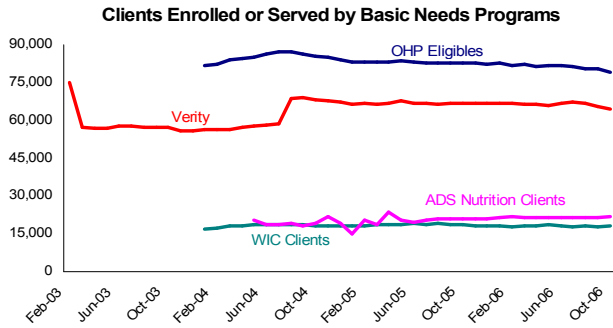


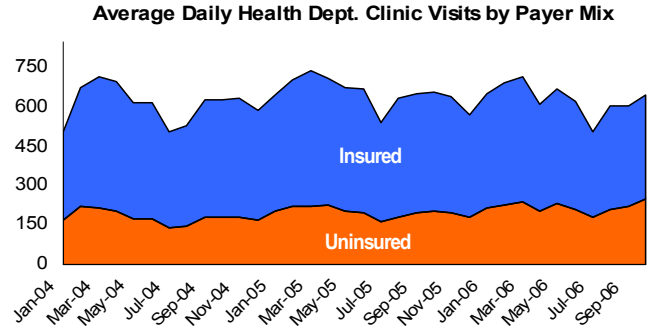
BASIC NEEDS PRIORITY BRIEF: OCTOBER 2006

Multnomah County Basic Needs Clients



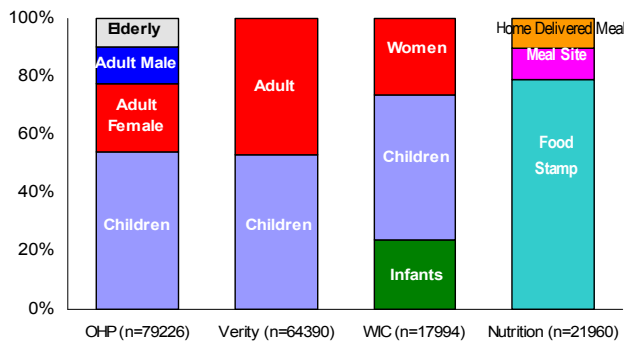
* Participation in OHP, Verity, WIC, and ADS nutrition service programs can be overlapped.

Multnomah County Health Clinic Visits

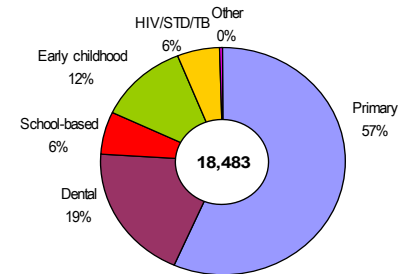


* October 2006 had a total of 647 average daily visits. Of those, 62% were insured and 38% were not insured.

Clients in Basic Needs Programs: October 2006

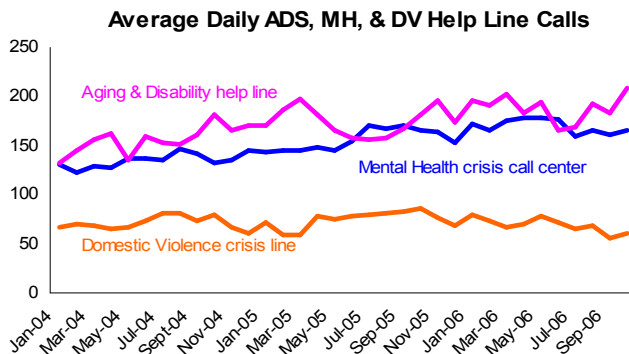


Type of MCHD Clinic Visits: October 2006

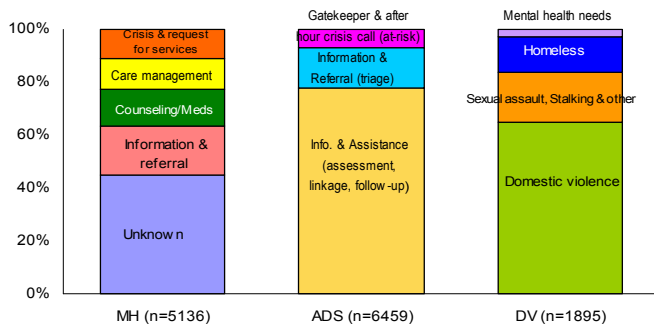


* The above data does not include pharmacy, immunization, and WIC visits. In addition, there were 3,943 clinic visits and lab tests conducted at County's correction facilities in October 06. The average daily correction health visit was 127.

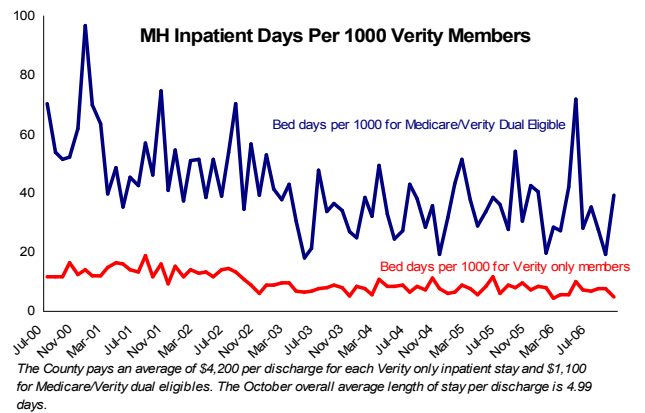
Crisis Center & Helpline Calls



Crisis Help Line Call Or Response Type: October 2006

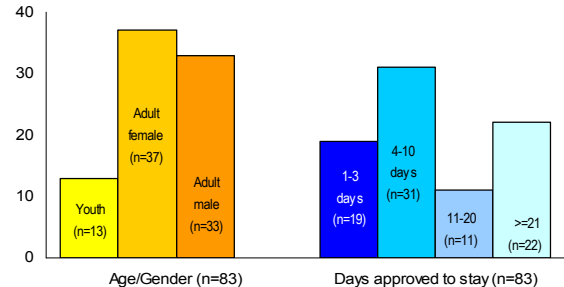


Mental Health Verity Inpatient Days



The County pays an average of \$4,200 per discharge for each Verity only inpatient stay and \$1,100 for Medicare/Verity dual eligibles. The October overall average length of stay per discharge is 4.99 days.

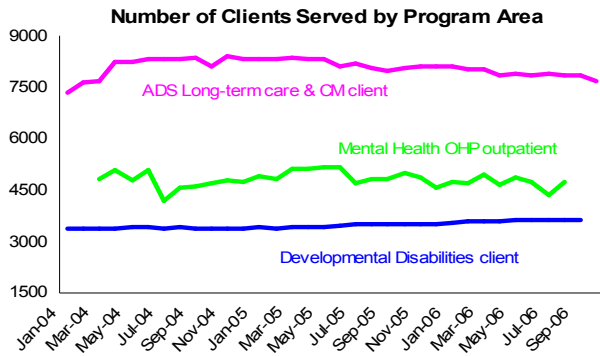
Verity Inpatient Admission/Discharge Profile: Oct. 2006



* The 672 paid bed days in Oct. 2006 represent a total of 83 hospital discharges.

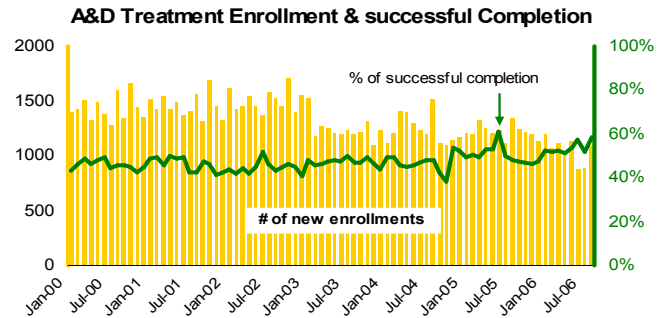
Notes: The average daily Health Clinic Visits increased 2.1% over October. The inpatient bed days per 1000 for Verity-only members showed a decrease from September's average of 7.5 to October's average of 4.9 while bed days per 1000 for Medicare/Verity Dual-Eligible members increased from the previous month.

Clients and Case Management Services



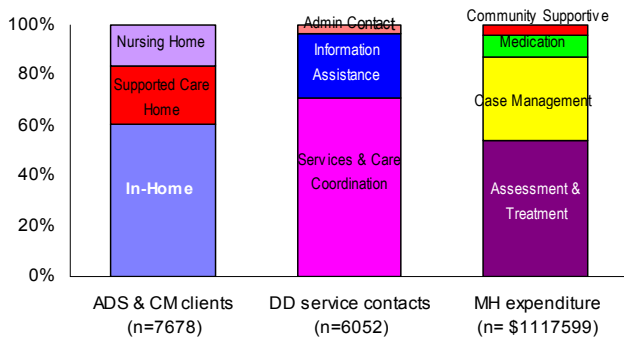
*Reporting for mental health outpatient services data has two months lag time.

Multnomah County Addictions Treatment



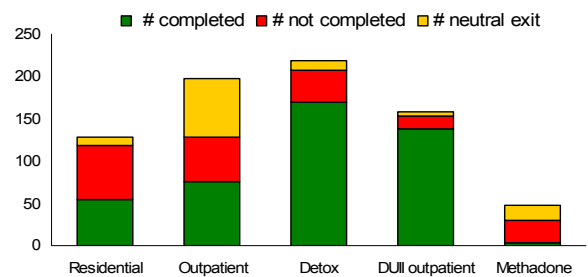
* Based on the CPMS data received from the state. In August 2006, 1081 tx episodes opened and 750 exited from the treatment with a 58.8% successful completion rate. The monthly data will change slightly with each update.

Client or Service Type: October 2006



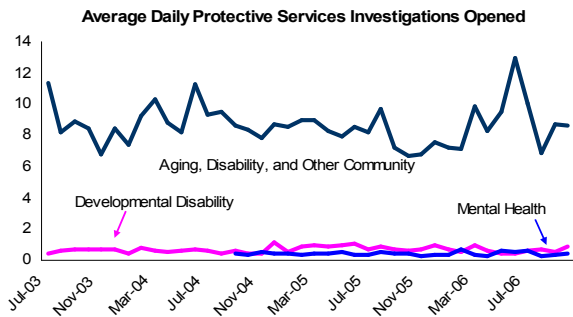
* The latest available mental health outpatient data were used. In August 2006, a total of \$1,117,599 was spent on Verity mental health outpatient services.

A&D Treatment Exit Type by Modality: August 2006



* Of 750 tx episodes ending in August 2006, 58.8% (n= 441) successfully completed programs, 26.1% (n= 196) failed to complete, and 15.0% (n=113) had neutral terminations. 'Neutral termination' includes 'fail to engage', 'not appropriate for further tx' and etc..

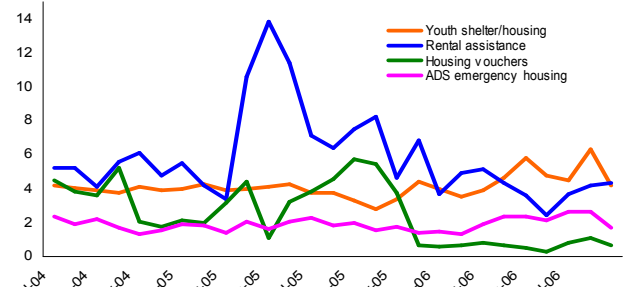
Protective Services for Vulnerable Populations



*Each program serves different populations. ADS is responsible for all protective investigations not covered by developmental disability and mental health services so they have the largest client base.

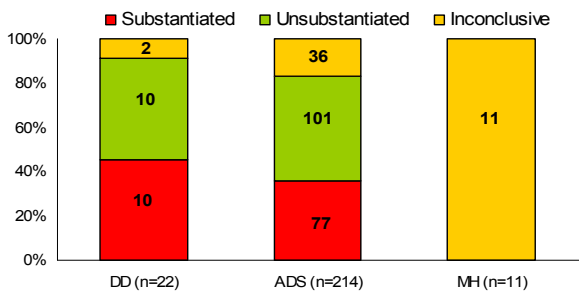
Shelter & Emergency Housing Assistance

Average Daily Clients Receiving Rent Assistance, Shelter & Emergency Housing Assistance



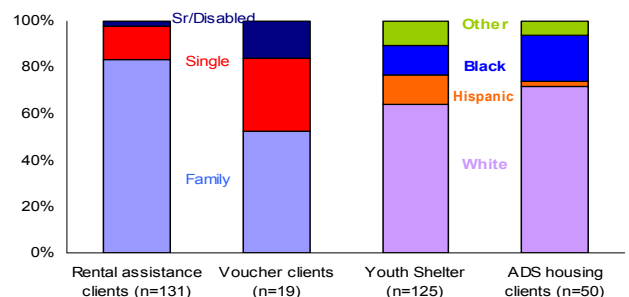
* Data for this chart have one month lag time. The number of clients served by rent assistance and voucher programs could be under-reported due to database transition issue. The problem should be resolved when a new data system is up running next year.

Investigation Case/allegation Closed: Oct. 2006



* Overall, 309 protective service investigation cases opened and allegations 295 closed in October 2006. Of those closed, 35% were substantiated (n= 247). MH 'Unsubstantiated' cases include those that didn't meet the abuse definition.

Type of Homeless Clients Served: September 2006



* A total of 325 people received housing assistance services in September 2006. The average age of youth who used shelter or transitional housing was 18.8.

Notes: DD implemented a new progress noting system which made easier to track multiple services provided. As of October, it is possible to select multiple service categories for each progress note, resulting in the total number of Targeted, Administrative and Informational Services to exceed the number of progress notes written. The number of ADS long-term care and case management clients slightly dropped in October. The number of clients served by DD program has been stable since the beginning of this fiscal year.