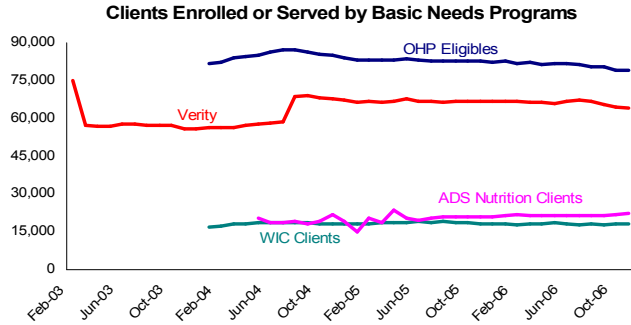


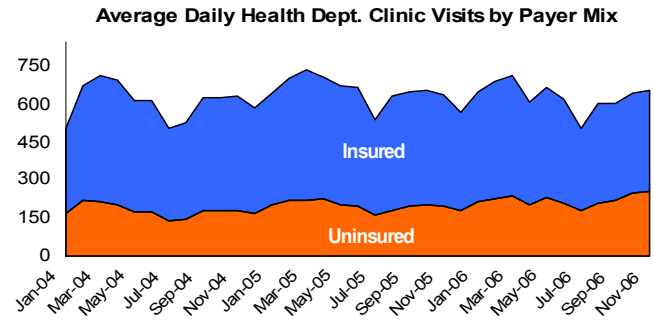
BASIC NEEDS PRIORITY BRIEF: NOVEMBER 2006

Multnomah County Basic Needs Clients



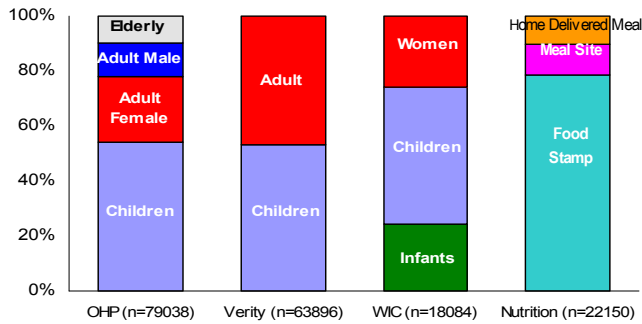
* Participation in OHP, Verity, WIC, and ADS nutrition service programs can be overlapped.

Multnomah County Health Clinic Visits

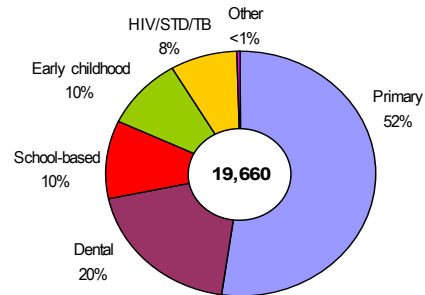


* November 2006 had a total of 657 average daily visits. Of those, 61% were insured and 39% were not insured.

Clients in Basic Needs Programs: November 2006

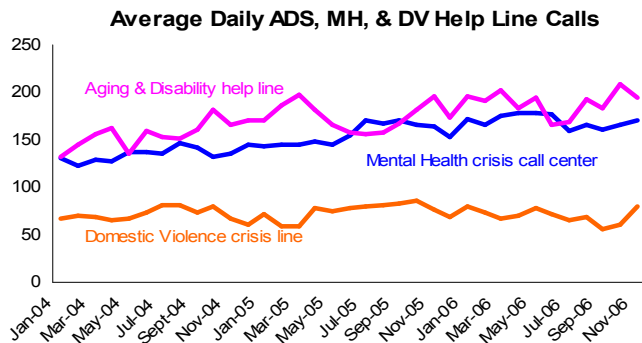


Type of MCHD Clinic Visits: November 2006

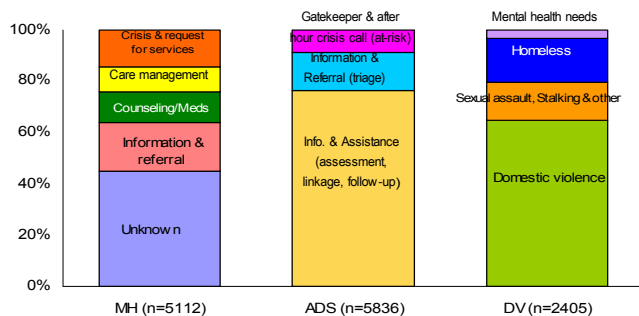


* The above data does not include pharmacy, immunization, and WIC visits. In addition, there were 3,746 clinic visits and lab tests conducted at County's correction facilities in November 06. The average daily correction health visit was 125.

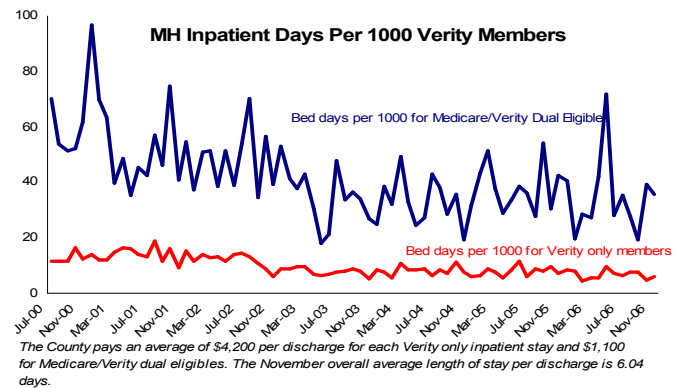
Crisis Center & Helpline Calls



Crisis Help Line Call Or Response Type: November 2006

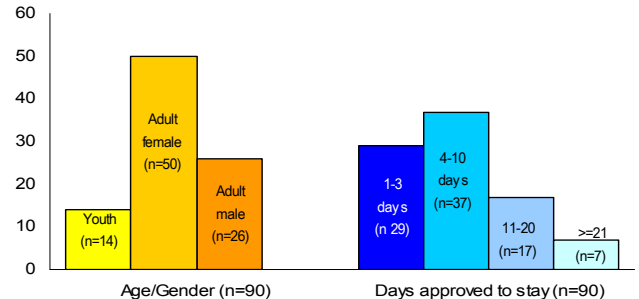


Mental Health Verity Inpatient Days



The County pays an average of \$4,200 per discharge for each Verity only inpatient stay and \$1,100 for Medicare/Verity dual eligibles. The November overall average length of stay per discharge is 6.04 days.

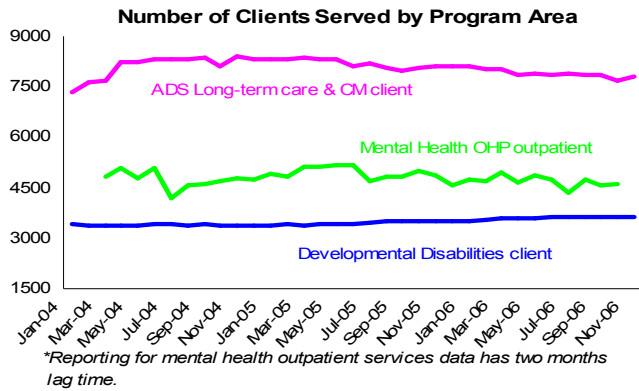
Verity Inpatient Admission/Discharge Profile: Nov. 2006



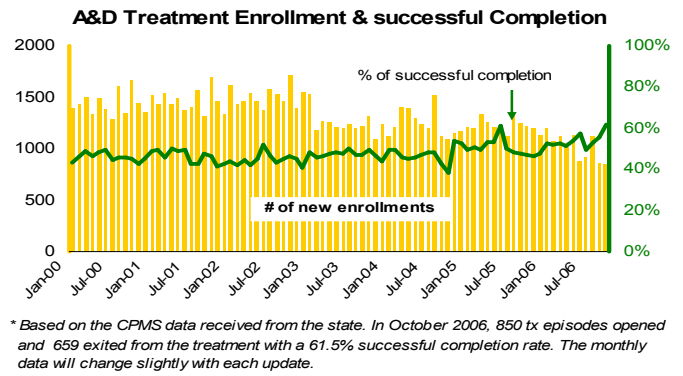
* The 688 paid bed days in Nov. 2006 represent a total of 90 hospital discharges.

Notes: November showed an increase of 3% in average daily Health Clinic Visits. The average daily Domestic Violence crisis line calls reflected a 27% increase in November. The daily inpatient bed days per 1000 Verity members showed a slight increase to 6.0 from October's average of 4.9.

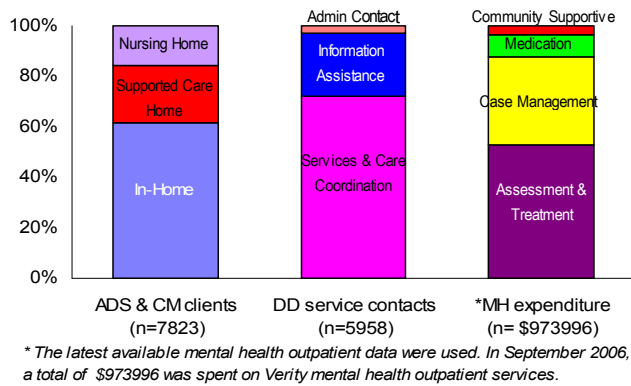
Clients and Case Management Services



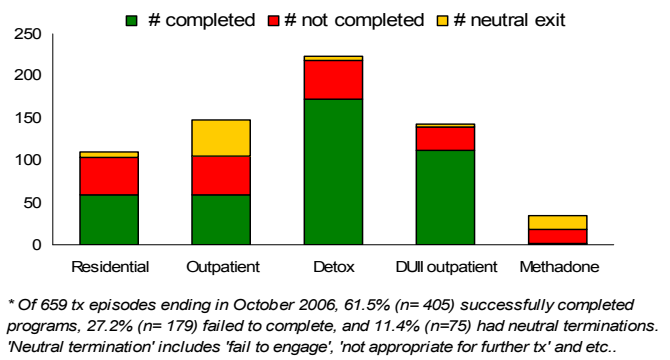
Multnomah County Addictions Treatment



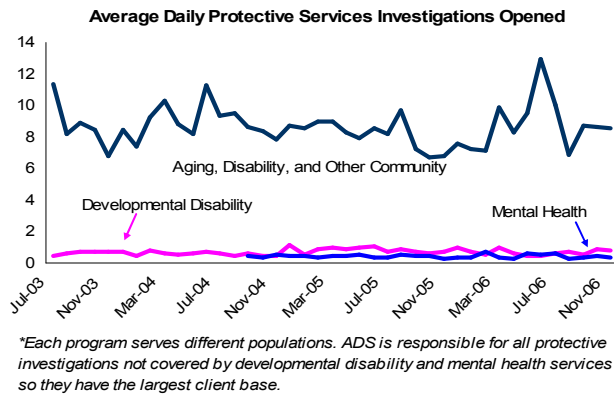
Client or Service Type: November 2006



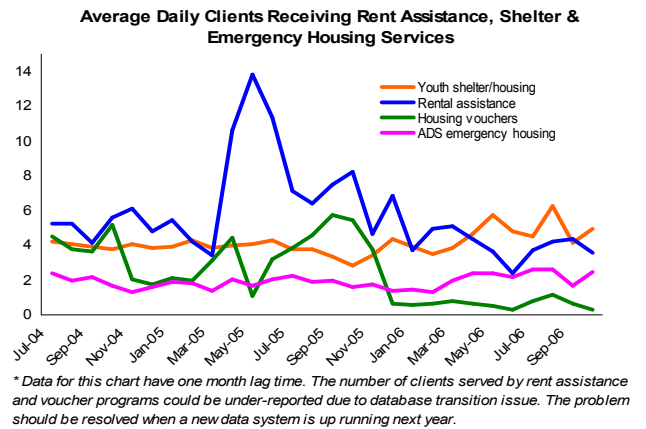
A&D Treatment Exit Type by Modality: October 2006



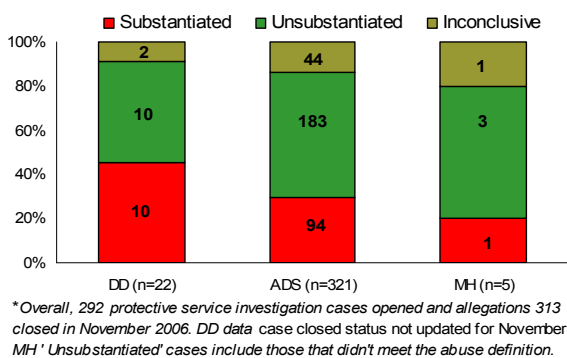
Protective Services for Vulnerable Populations



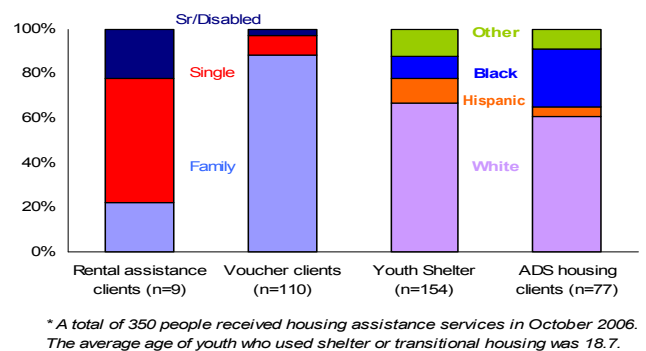
Shelter & Emergency Housing Assistance



Investigation Case/allegation Closed: Nov. 2006



Type of Homeless Clients Served: October 2006



Notes: The daily average Youth Shelter population and homeless clients served by ADS slightly increased during the month of November. A&D data was updated to include October data. The number of ADS Long-term care & CM clients served increased from October to November.