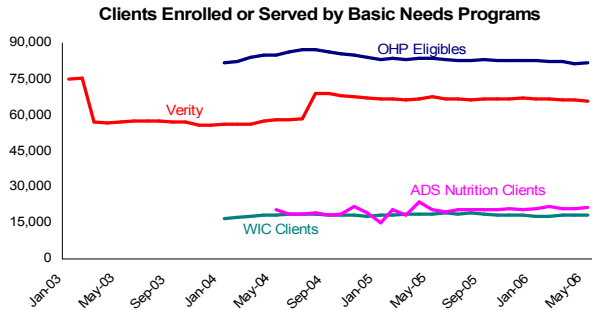


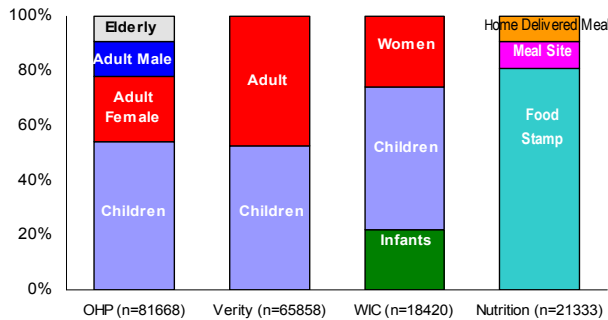
# BASIC NEEDS PRIORITY BRIEF: MAY 2006

## Multnomah County Basic Needs Clients

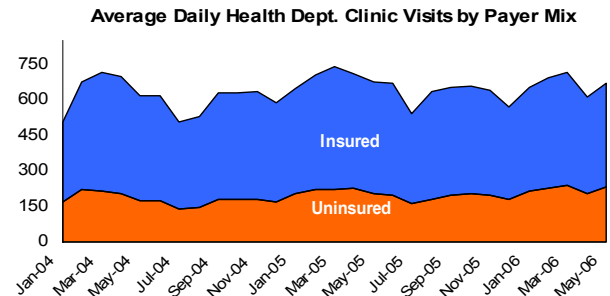


\* Participation in OHP, Verity, WIC, and ADS nutrition service programs can be overlapped.

### Clients in Basic Needs Programs: May 2006

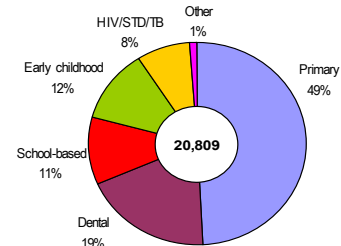


## Multnomah County Health Clinic Visits



\* May 2006 had a total of 671 average daily visits. Of those, 65% were insured and 35% were not insured.

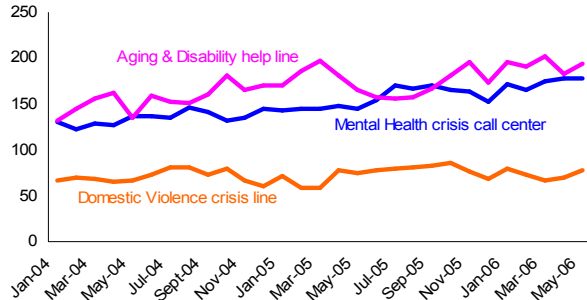
### Type of MCHD Clinic Visits: May 2006



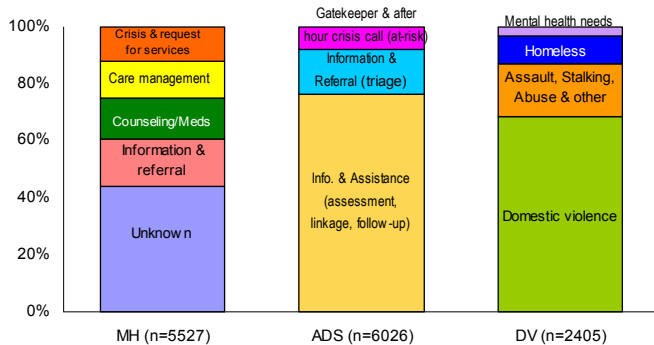
\* The above data does not include pharmacy, immunization, and WIC visits. In addition, there were 3,430 clinic visits and lab tests conducted at County's correction facilities in May 2006. The average daily correction health visit was 111.

## Crisis Center & Helpline Calls

### Average Daily ADS, MH, & DV Help Line Calls

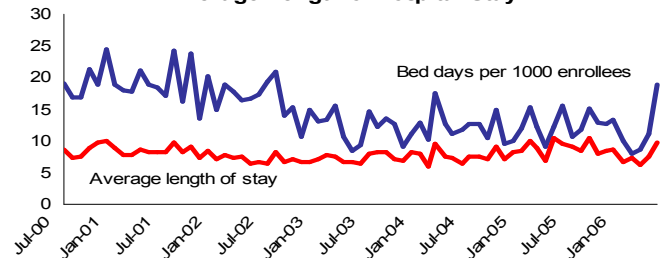


### Crisis Help Line Call Or Response Type: May 2006



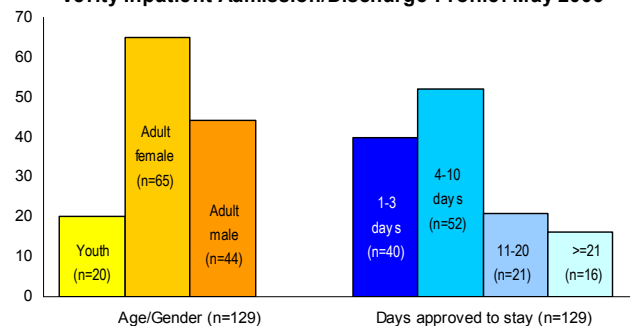
## Mental Health Verity Inpatient Days

### MH Inpatient Bed Days Per 1000 Verity Enrollees & Average Length of Hospital Stay



\* There were 1241 bed days in May 2006 (Adult: 1087, Youth: 154).

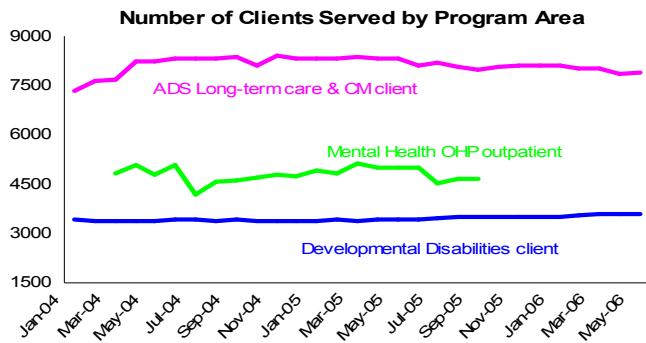
### Verity Inpatient Admission/Discharge Profile: May 2006



\* The 1241 paid bed days in May 2006 represent a total of 129 hospital discharges.


**Notes:** The average daily Health Clinic Visits increased 10% over April. The average daily Mental Health Crisis, ADS, and Domestic Violence help line calls showed an increase with ADS calls increasing 6% and Domestic Violence calls increasing 10%. The average daily inpatient bed days per 1000 Verity members showed a 70% increase to 18.8 from April's average of 11.1 due to an increase in the number of individuals approved to stay 11-20 days. The bed days per discharge also rose to 9.7 from 7.6 in April.

## Clients and Case Management Services



\* Data for mental health outpatient services is temporally unavailable due to database conversion issue.

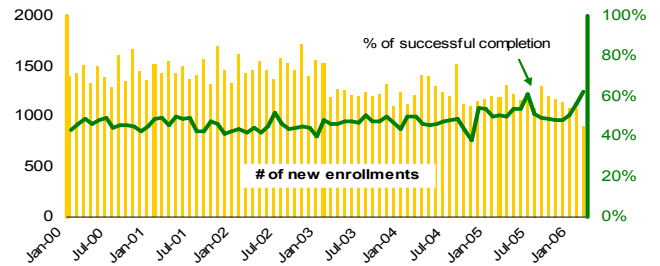
### Client or Service Type: May 2006



\* The latest available mental health outpatient data (Sep. 2005) were used. In Sep. 2005, 4671 outpatients had a total of 25,163 hours--5.4 hours on average.

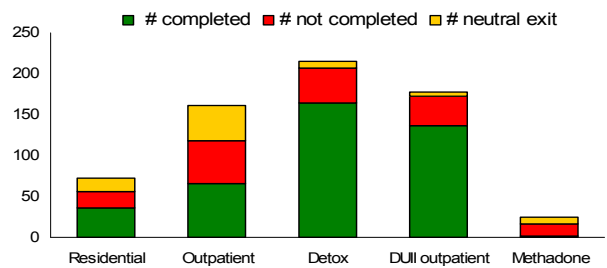
## Multnomah County Addictions Treatment

### A&D Treatment Enrollment & successful Completion



\* Based on the CPMS data received from the state. In Feb. 2006, 898 Tx episodes opened and 652 exited from the treatment with a 62.1% successful completion rate. The monthly data will change slightly with each update.

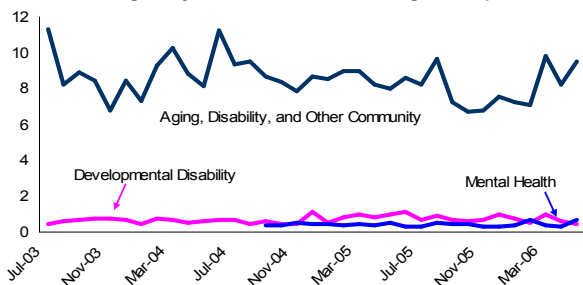
### A&D Treatment Exit Type by Modality: Feb. 2006



\* Of 652 tx episodes ending in February 2006, 62.1% (n= 405) successfully completed programs, 25.3% (n= 165) failed to complete, and 12.6% (n=82) had neutral terminations. 'Neutral termination' includes 'fail to engage', 'not appropriate for further tx' and etc..

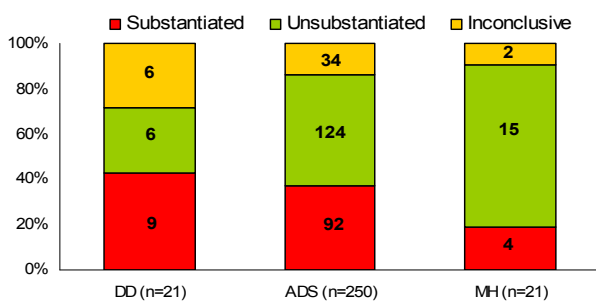
## Protective Services for Vulnerable Populations

### Average Daily Protective Services Investigations Opened



\*Each program serves different populations. ADS is responsible for all protective investigations not covered by developmental disability and mental health services so they have the largest client base.

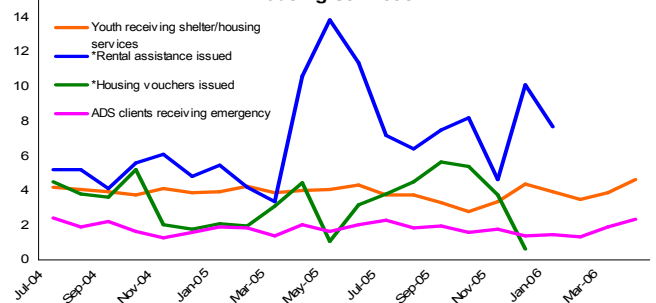
### Investigation Case/allegation Closed: May 2006



\* Overall, 327 protective service investigation cases opened and 292 allegations closed in May 2006. Of those closed, 36% were substantiated (n=105). MH 'Unsubstantiated' cases include those that didn't meet the abuse definition.

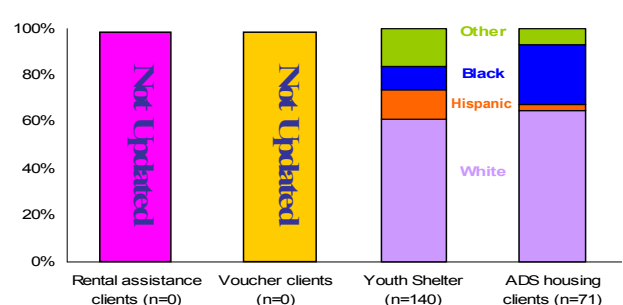
## Shelter & Emergency Housing Assistance

### Average Daily Rent Assistance, Shelter & Emergency Housing Services



\* Data for homeless shelter & housing services have one month lag time. Rental Assistance and Voucher data is currently unavailable.

### Type of Homeless Clients Served: April 2006



\* Not including rental assistance and voucher clients, 211 people received housing assistance services in April 2006. The average age of youth who used shelter or transitional housing was 18.7.

**Notes:** The number of DD clients continued its trend by increasing 24 in caseload over April. The total number of closed investigations increased 19% led by an increase in ADS cases; however, mental health investigations showed the most significant increase in total from 9 in April to 20 in May. The average daily Youth Shelter population and homeless clients served by ADS increased slightly over March. Countywide, 898 new A&D treatment episodes opened and 652 closed in February. Mental Health Outpatient and Homeless Services data were still not available for the May update.