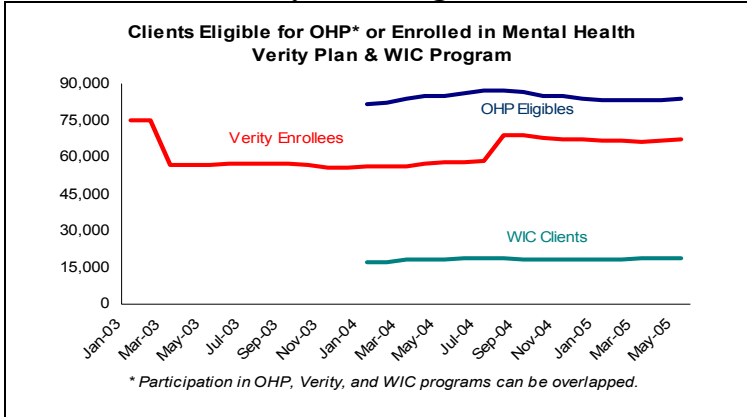
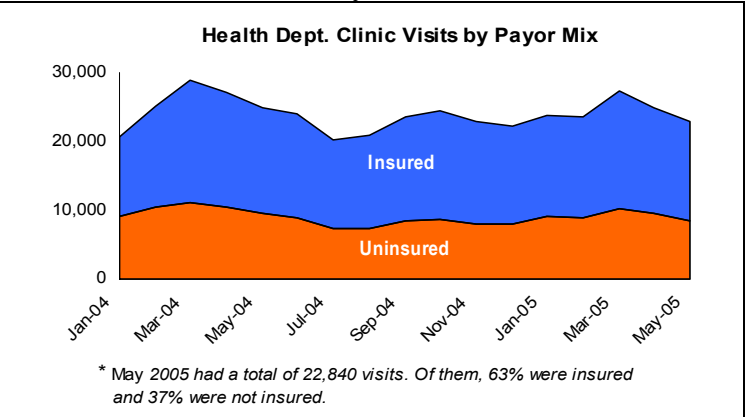


BASIC NEEDS PRIORITY BRIEF: MAY 2005

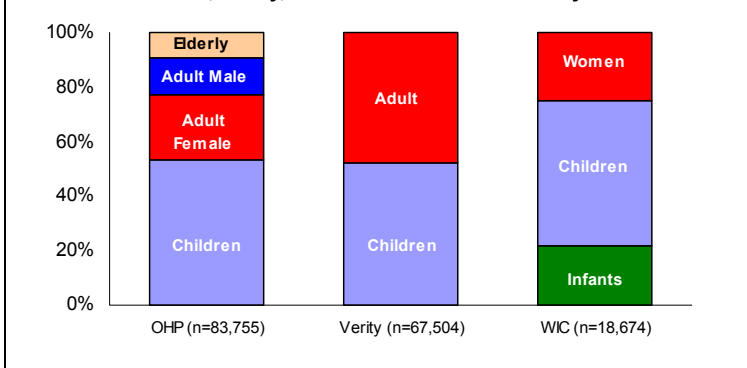
Multnomah County OHP Eligibles & WIC Clients



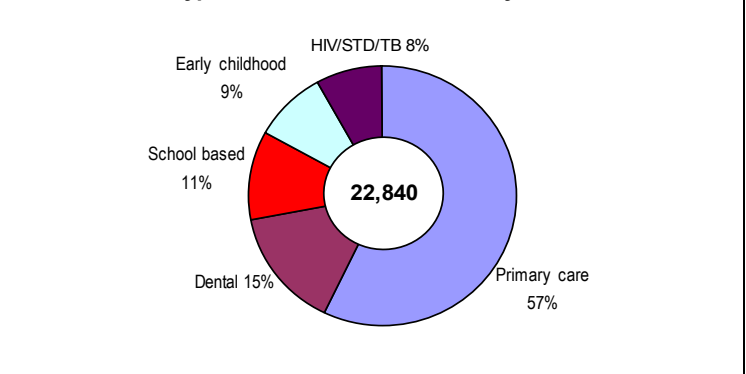
Multnomah County Health Clinic Visits



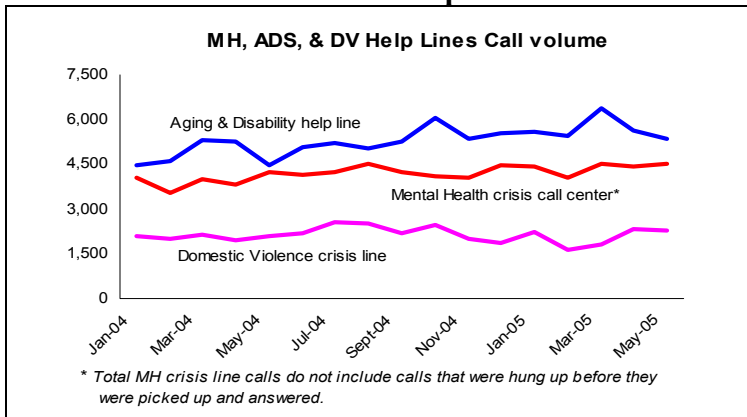
OHP, Verity, and WIC Clients Profile: May 2005



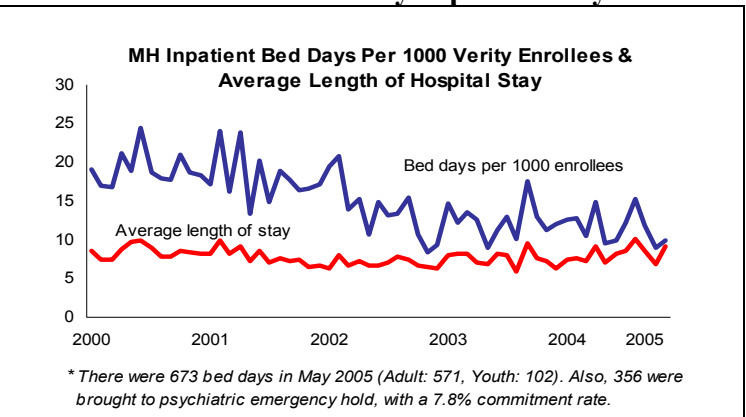
Type of MCHD Clinic Visits: May 2005




Crisis Center & Helpline Calls



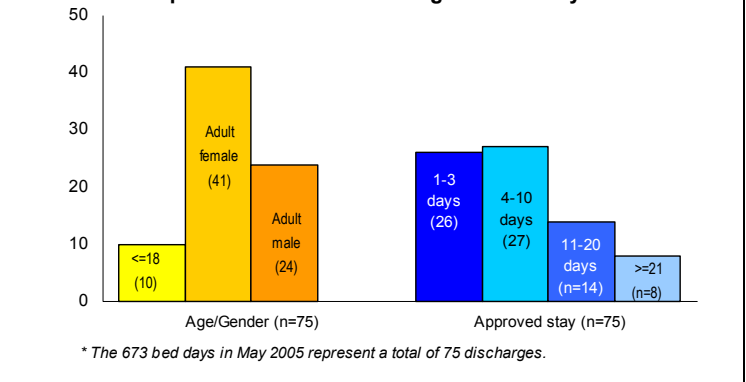
Mental Health Verity Inpatient Days



Crisis Help Line Call Or Response Type: May 2005



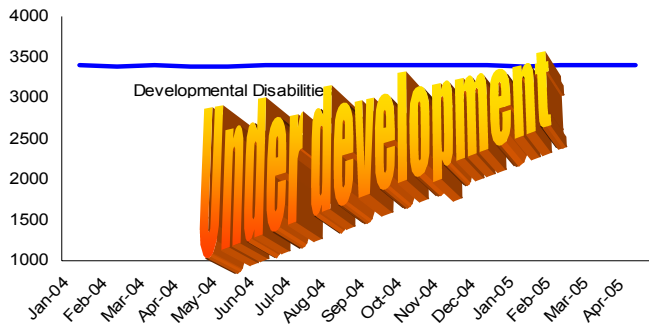
Inpatient Admission/Discharge Profile: May 2005



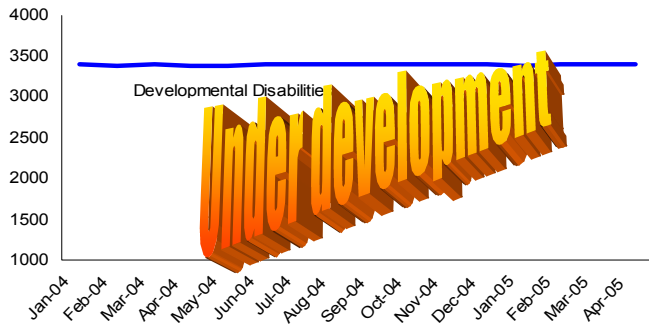
Notes: Total Verity inpatient days were slightly up in May, as well as the bed days per 1,000 verity enrollees and the average length of stay. Health Department's clinic visits dropped May, consistent with this time last year. The ADS helpline call data were revised, which include calls received from district centers.

Clients and Case Management Services

Number of Clients/Cases Served by Program Area

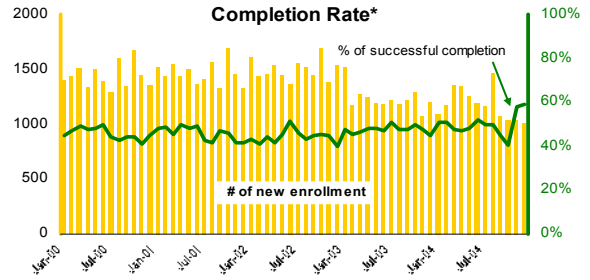


Number of Clients/Cases Served by Program Area



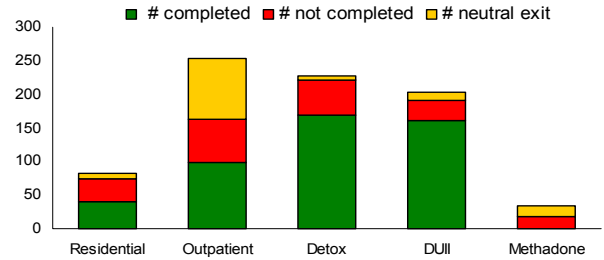
Multnomah County Addictions Treatment

A&D Treatment Enrollment & successful Completion Rate*



* Based on the CPMS data received from the state. In Dec. 2004, 1005 Tx episodes opened and 800 exited from the treatment with a 58.9% successful completion rate. The monthly data will change slightly with each update.

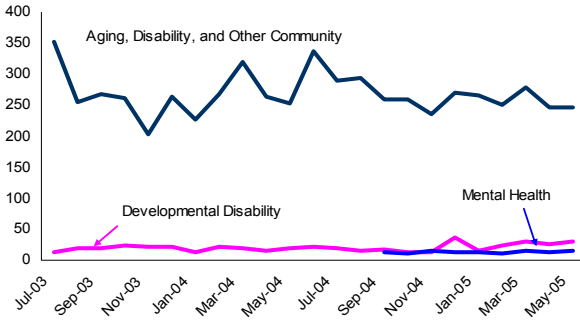
A&D Treatment Exit Type by Modality: December 2004



* Of 800 tx episodes ending in Dec. 2004, 58.9% (n=471) successfully completed programs, 24.6% (n=197) failed to complete, and 16.5% (n=132) had neutral terminations. 'Neutral termination' includes 'fail to engage', 'not appropriate for further tx' and etc..

Protective Services for Vulnerable Populations

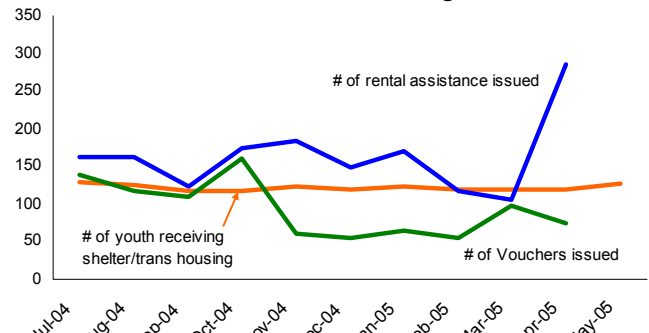
Protective Services Investigations Opened



*Each program serves different populations. ADS is responsible for all protective investigations not covered by developmental disability and mental health services so they have the largest client base.

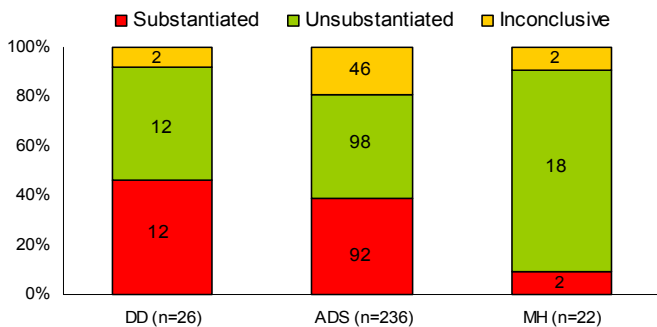
Shelter & Emergency Housing Assistance

Homeless Shelter & Housing Services



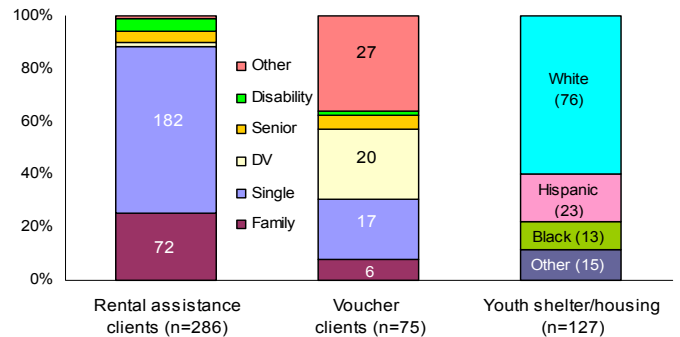
* Data for rental assistance & voucher in this and following charts are one month behind.

PS Investigation Cases Closed: May 2005



* Overall, 294 protective service investigation cases opened and 283 closed in May 2005. Of those closed, 37% were substantiated (n=106).

Homeless Clients Served: May 2005



* The average age of youth served by the shelter & transitional housing service is 18.1. 46.5% are age 18 or under.

Notes: The number of families and individuals receiving rental assistance significantly increased based on updated April data. This increase was largely due to the fiscal year end spending-down. The number of new A&D treatment enrollments continued to decline, however completion rates increased, exceeding 50% in November and December of 2004. There is a slight delay in the Shelter and Emergency Housing Assistance data—voucher and rental assistance data are from April 2005.