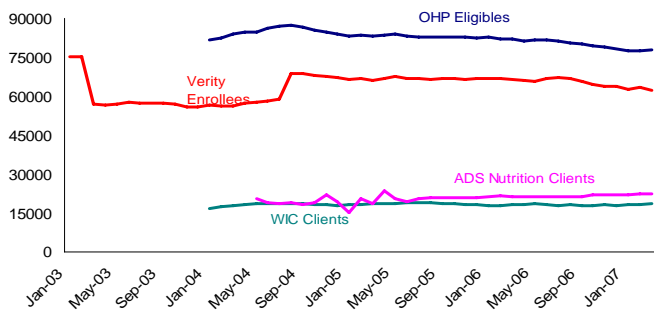


BASIC NEEDS PRIORITY BRIEF: MARCH 2007

Multnomah County Basic Needs Clients

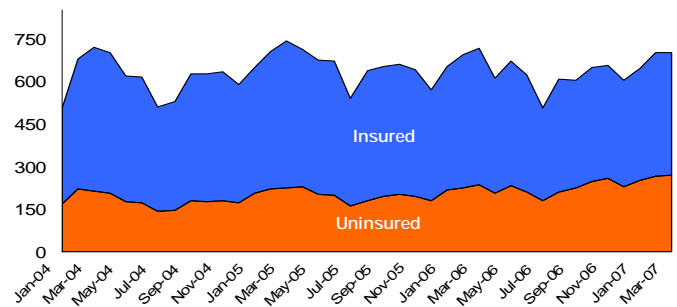
Clients Enrolled or Served by Basic Needs Programs



* Participation in OHP, Verity, WIC, and ADS nutrition service programs can overlap.

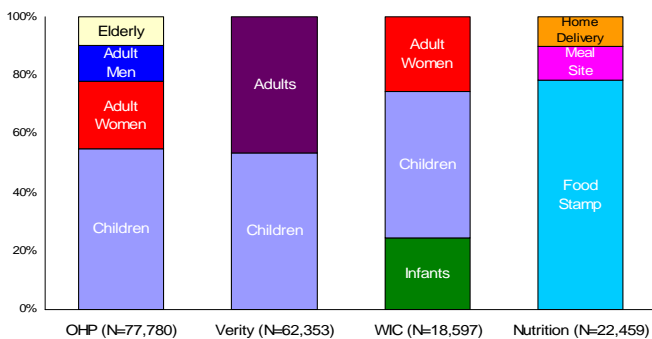
Multnomah County Health Clinic Visits

Average Daily Health Dept. Clinic Visits by Payer Mix

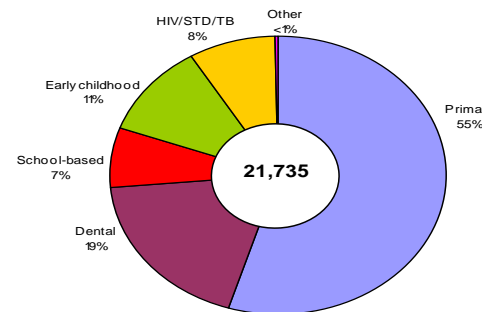


* March 2007 had a total of 701 average daily visits. Of those, 62% were insured and 38% were not insured.

Clients in Basic Needs Programs: March 2007



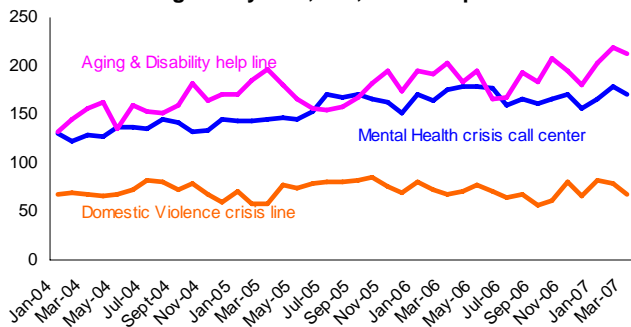
Type of MCHD Clinic Visits: March 2007



* The above data does not include pharmacy, immunization, and WIC visits. In addition, there were 2,236 clinic visits and lab tests conducted at County's correction facilities in March 07. The average daily correction health visit was 72.

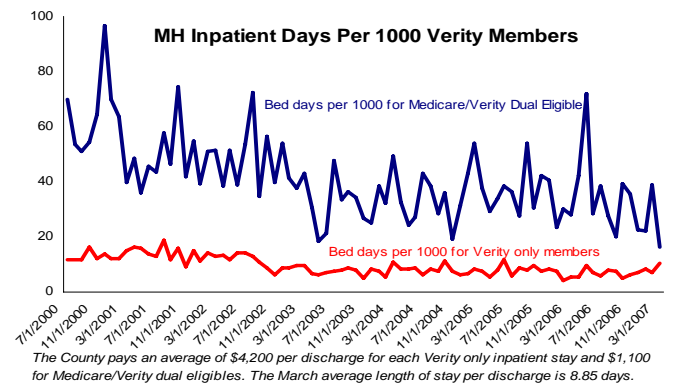
Crisis Center & Helpline Calls

Average Daily ADS, MH, & DV Help Line Calls



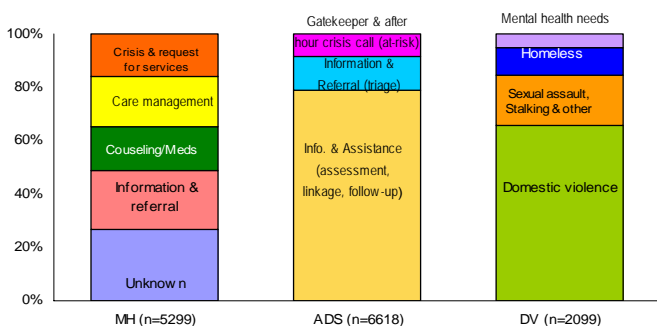
Mental Health Verity Inpatient Days

MH Inpatient Days Per 1000 Verity Members

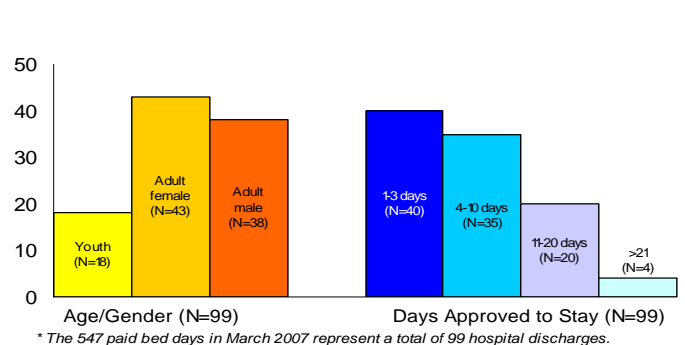


The County pays an average of \$4,200 per discharge for each Verity only inpatient stay and \$1,100 for Medicare/Verity dual eligibles. The March average length of stay per discharge is 8.85 days.

Crisis Help Line Call Or Response Type: March 2007



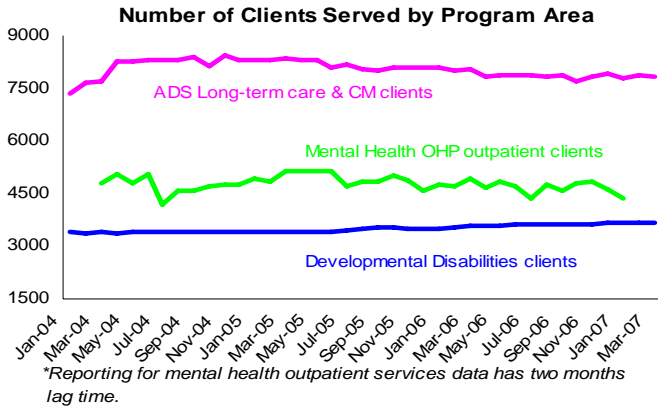
Verity Inpatient Admission/Discharge Profile: March 2007



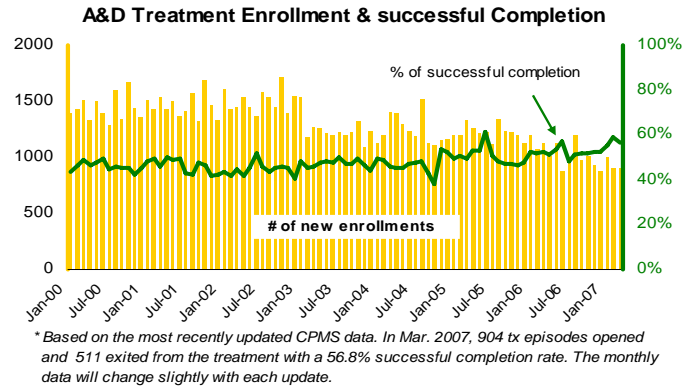
* The 547 paid bed days in March 2007 represent a total of 99 hospital discharges.

Notes: March showed a 10% increase in total Health Clinic Visits. ADS Nutrition data reflected an increase in meal site and food stamp usage. Average daily Mental Health Crisis Center, ADS Helpline calls, and domestic violence calls decreased slightly over February.


Clients and Case Management Services



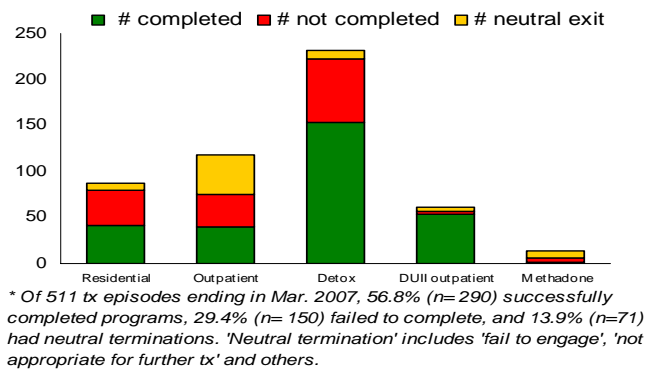
Multnomah County Addictions Treatment



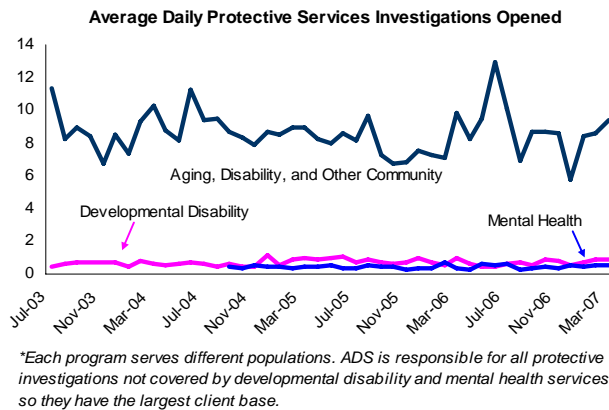
Client or Service Type: March 2007



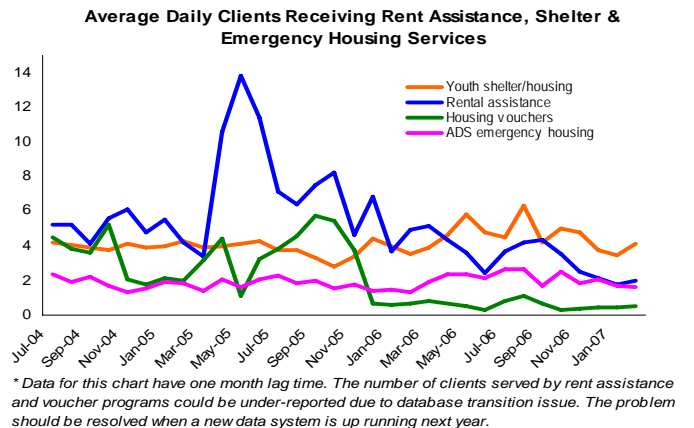
A&D Treatment Exit Type by Modality: Mar. 2007



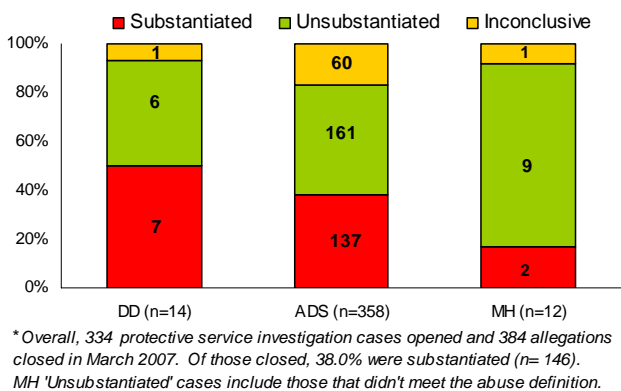
Protective Services for Vulnerable Populations



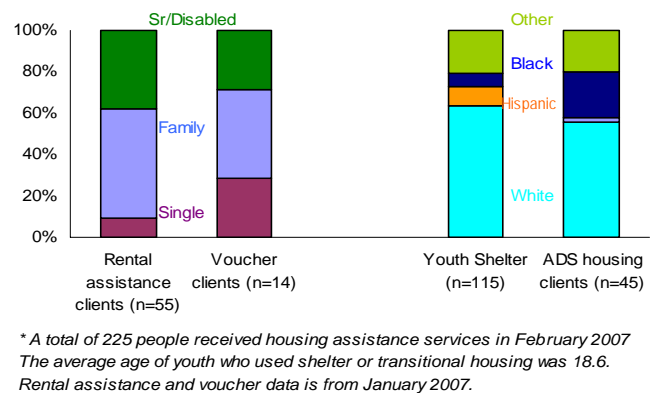
Shelter & Emergency Housing Assistance



Investigation Case/Allegation Closed: Mar. 2007



Type of Homeless Clients Served: February 2007



Notes: Due to the transition time for new homeless rental assistance and voucher data software, the most recently available data is from January. The number of Aging, Disability, and other protective investigations opened has increased almost 60% since December.