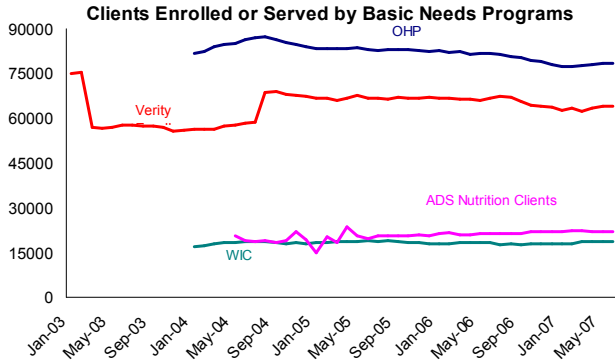


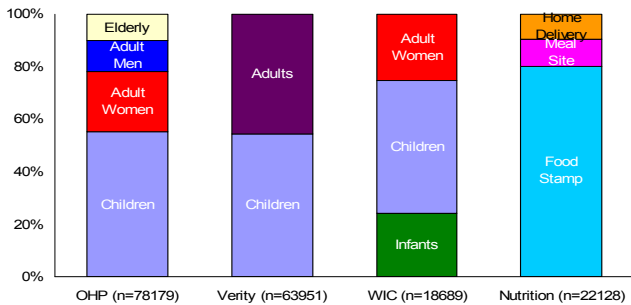
BASIC NEEDS PRIORITY BRIEF: JUNE 2007

Multnomah County Basic Needs Clients

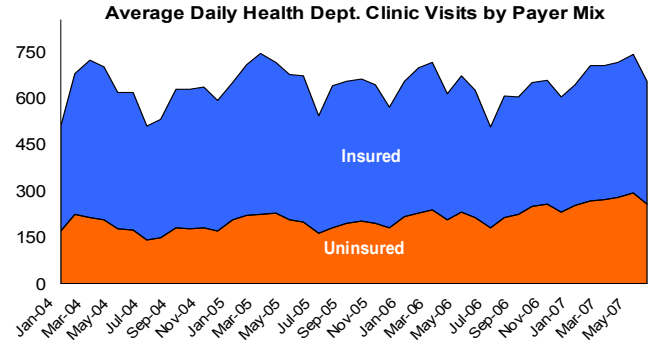


* Participation in OHP, Verity, WIC, and ADS nutrition service programs

Clients in Basic Needs Programs: June 2007

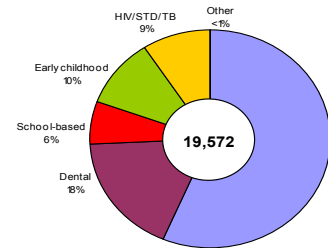


Multnomah County Health Clinic Visits



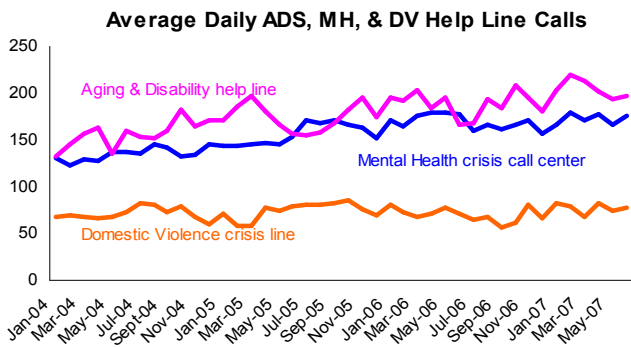
* June 2007 had a total of 652 average daily visits. Of those, 61% were insured and 39% were not insured.

Type of MCHD Clinic Visits: June 2007

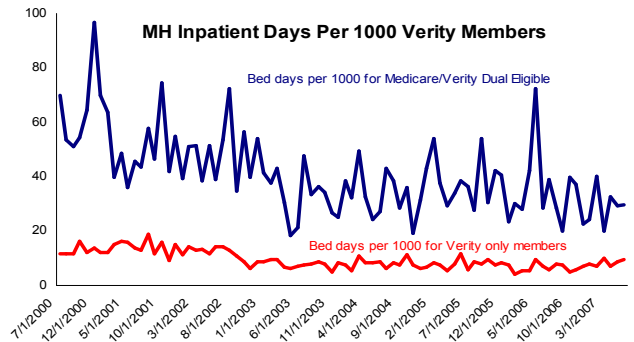


* The above data does not include pharmacy, immunization, and WIC visits. In addition, there were 3,124 clinic visits and lab tests conducted at County's correction facilities in June 07. The average daily correction health visit was 104.

Crisis Center & Helpline Calls

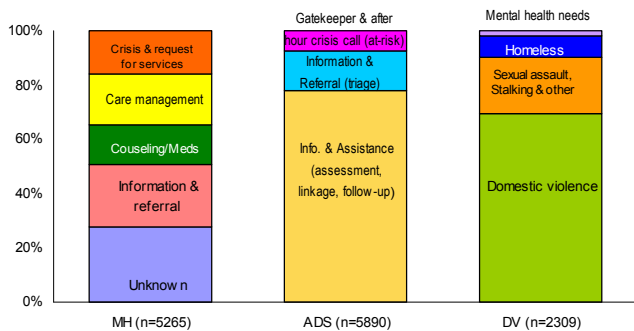


Mental Health Verity Inpatient Days

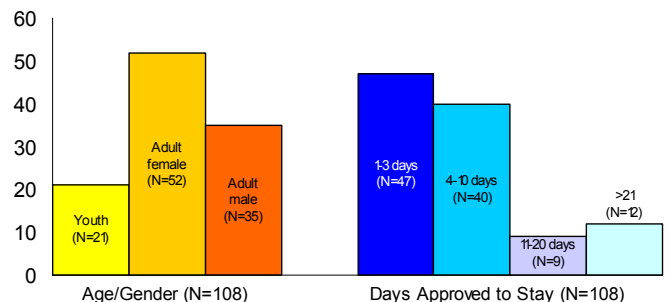


The County pays an average of \$4,200 per discharge for each Verity only inpatient stay and \$1,100 for Medicare/Verity dual eligibles. The June average length of stay per discharge is 7.85 days.

Crisis Help Line Call Or Response Type: June 2007



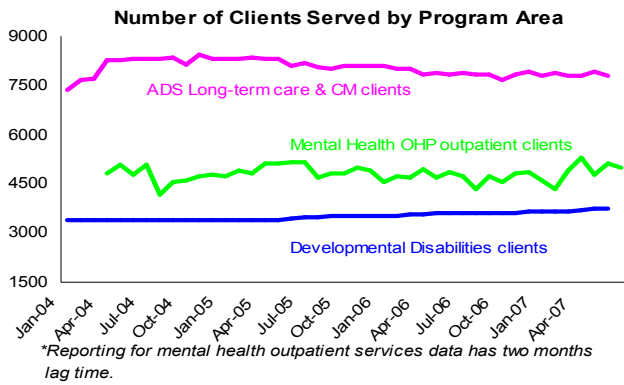
Verity Inpatient Admission/Discharge Profile: June 2007



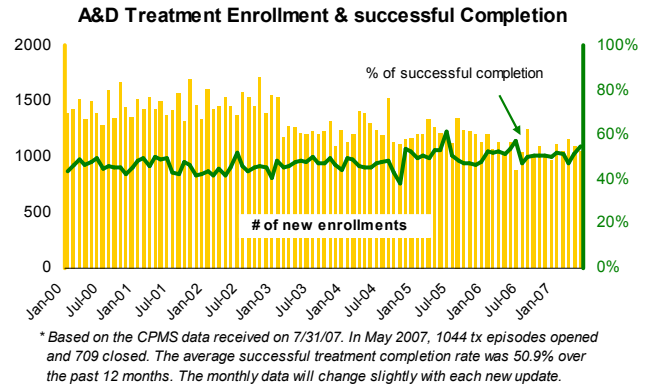
* The 522 paid bed days in June 2007 represent a total of 108 hospital discharges.

Notes: The average daily number of Health Clinic Visits reversed the increase that has been happening the last five months; decreasing in June in all categories. Domestic Violence Help Line had a large increase in the proportion of the Sexual Assault calls, coming from 7.9% of the total in May to 20.6% in June.

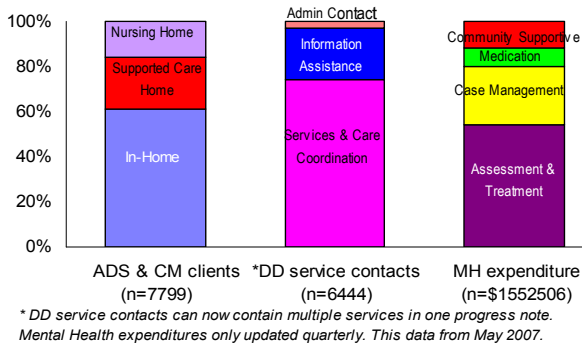
Clients and Case Management Services



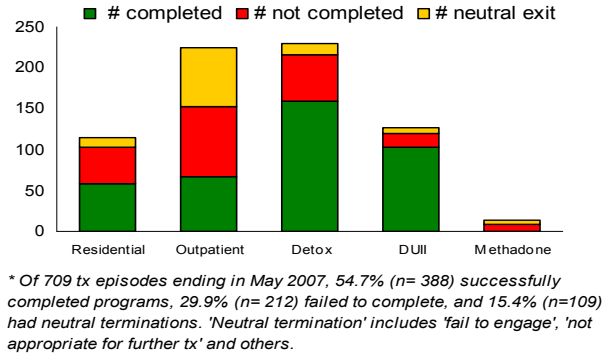
Multnomah County Addictions Treatment



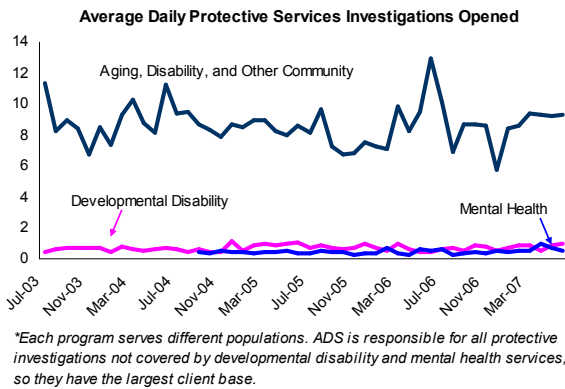
Client or Service Type: June 2007



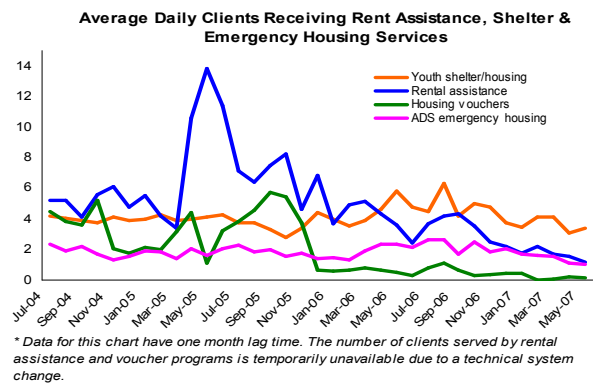
A&D Treatment Exit Type by Modality: May 2007



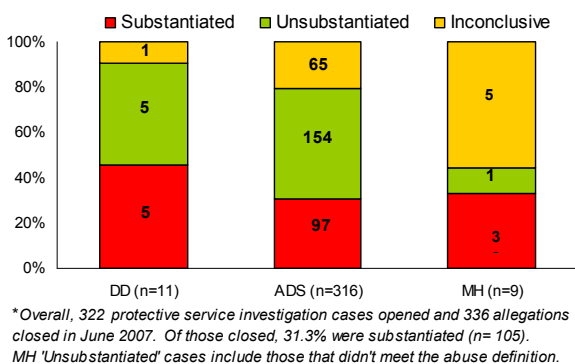
Protective Services for Vulnerable Populations



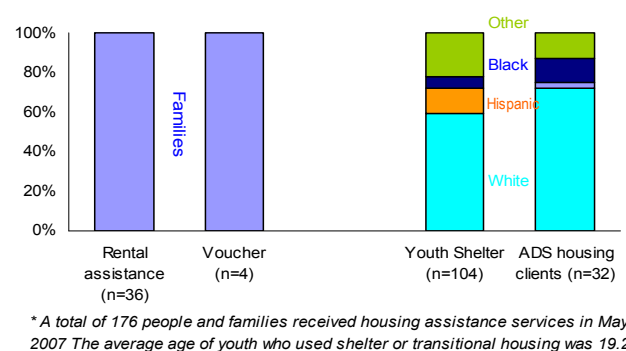
Shelter & Emergency Housing Assistance



Investigation Case/Allegation Closed: June 2007



Type of Homeless Clients Served: May 2007



Notes: The Number of DD clients was up while both ADS & Mental Health clients slightly decreased in June. The Average Daily Protective Services Investigations Opened saw a continued divergence of the Mental Health and Developmental Disabilities investigations with MH still decreasing and DD increasing. The May Addictions Treatment numbers were updated based on the new data received on July 31. Rent assistance and housing voucher data were new from the ServicePoint database and will be modified later.