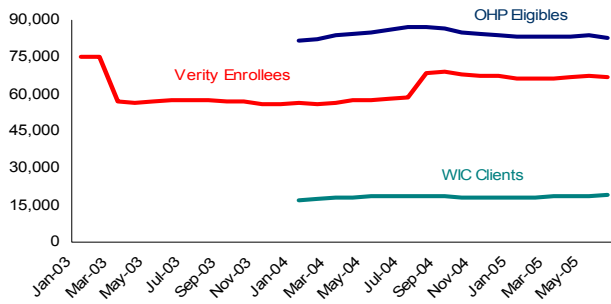


BASIC NEEDS PRIORITY BRIEF: JUNE 2005

Multnomah County OHP Eligible & WIC Clients

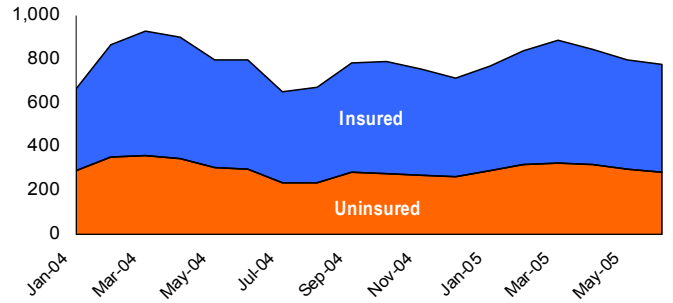
Clients Eligible for OHP or Enrolled in Mental Health Verity Plan & WIC Program



* Participation in OHP, Verity, and WIC programs can be overlapped.

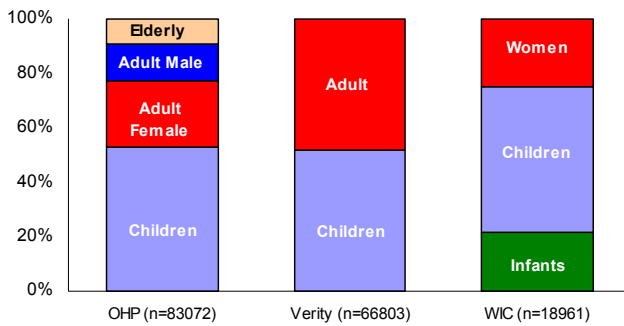
Multnomah County Health Clinic Visits

Average Daily Health Dept. Clinic Visits by Payer Mix

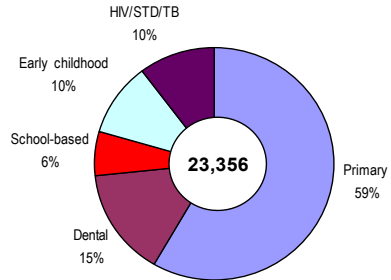


* June 2005 had a total of 778.5 daily average visits. Of them, 63% were insured and 37% were not insured.

OHP, Verity, and WIC Clients Profile: June 2005

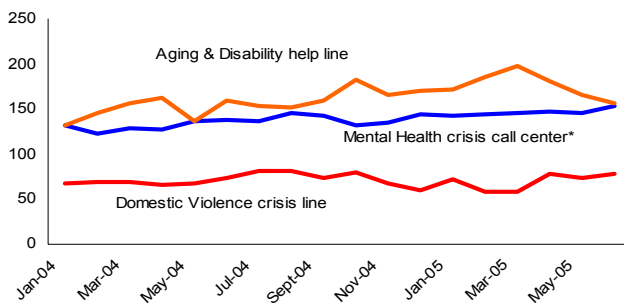


Type of MCHD Clinic Visits: June 2005



Crisis Center & Helpline Calls

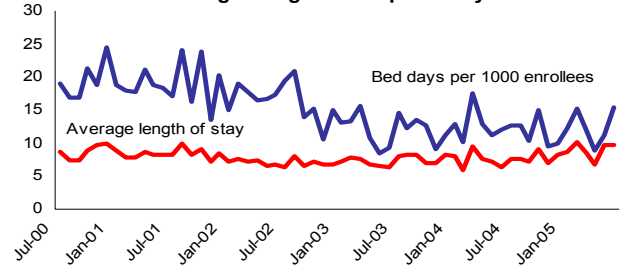
Average Daily ADS, MH, & DV Help Line Calls



* Total MH crisis line calls do not include calls that were hung up before they were picked up and answered.

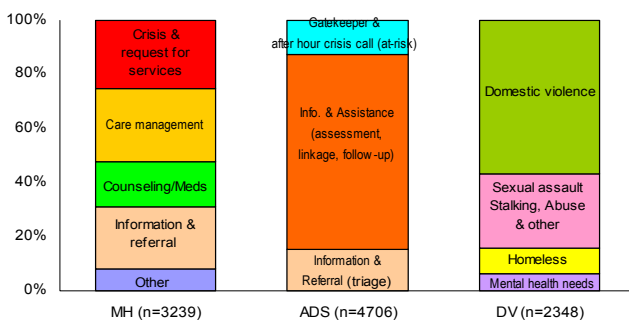
Mental Health Verity Inpatient Days

MH Inpatient Bed Days Per 1000 Verity Enrollees & Average Length of Hospital Stay



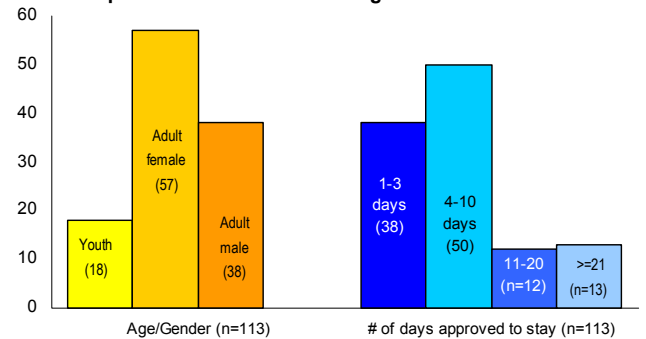
* There were 1034 bed days in June 2005 (Adult: 913, Youth: 121). Also, 267 were brought to psychiatric emergency hold, with a 8.6% commitment rate.

Crisis Help Line Call Or Response Type: June 2005



* Each program classifies their calls differently. Some MH calls such as ongoing inpatient authorizations were not documented so they were not included in MH call type breakout.

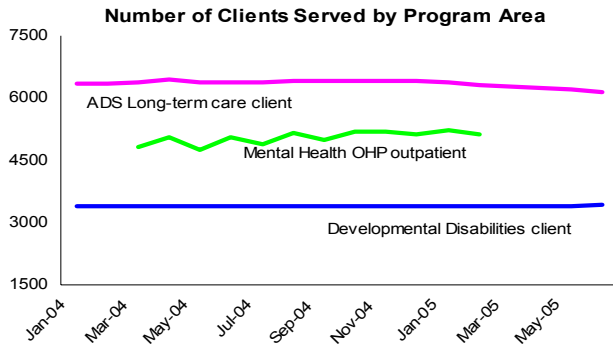
Inpatient Admission/Discharge Profile: June 2005



* The 1034 bed days in June 2005 represent a total of 113 discharges.

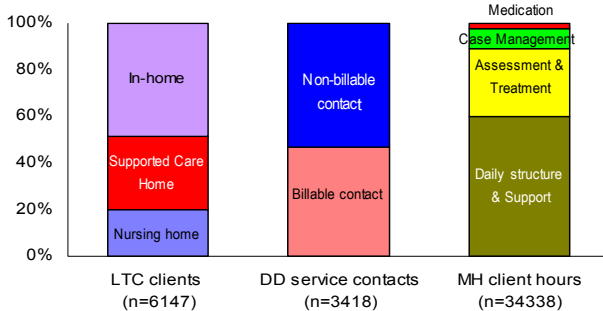
Notes: Inpatient bed days per 1,000 Verity enrollees were up again in June. However, there was no change on the average length of stay per discharge. The daily average ADS helpline calls went down while the mental health crisis line and domestic violence helpline calls were slightly up in June.

Clients and Case Management Services



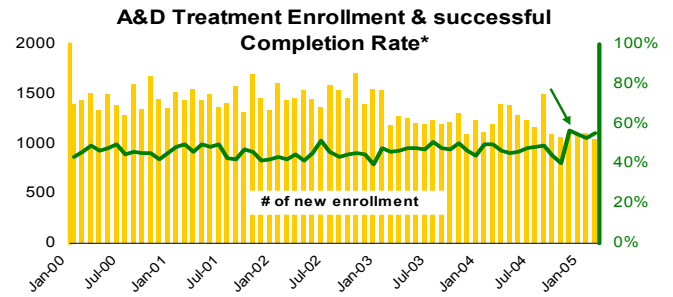
* Data for mental health services are four months behind due to the lag time required for processing the data reported by community treatment providers.

Client or Service Type: June 2005



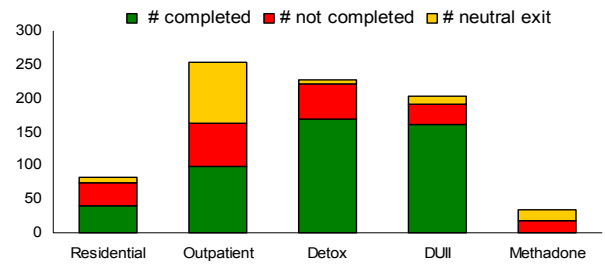
* The most recent available data for mental health client hours breakdown are used (Feb. 2005). 5143 outpatients had a total of 34338 hours--6.7 on average.

Multnomah County Addictions Treatment



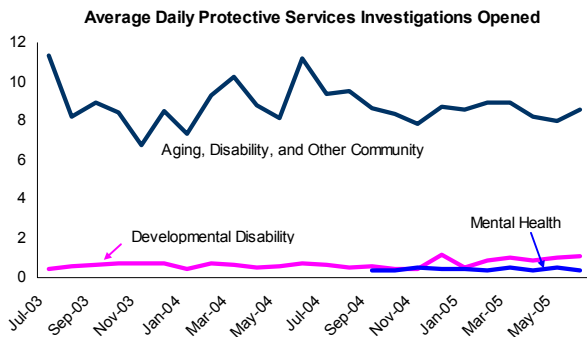
* Based on the CPMS data received from the state. In Dec. 2004, 1005 Tx episodes opened and 800 exited from the treatment with a 58.9% successful completion rate. The monthly data will change slightly with each update.

A&D Treatment Exit Type by Modality: December 2004



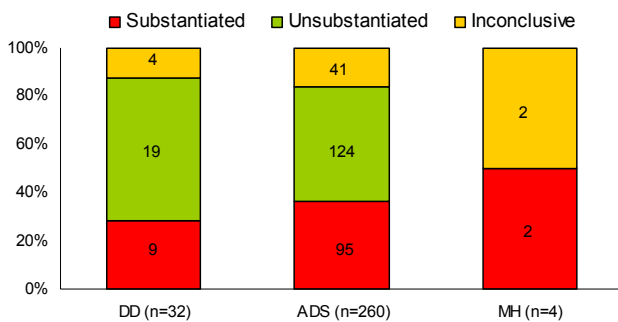
* Of 800 tx episodes ending in Dec. 2004, 58.9% (n= 471) successfully completed programs, 24.6% (n= 197) failed to complete, and 16.5% (n=132) had neutral terminations. 'Neutral termination' includes 'fail to engage', 'not appropriate for further tx' and etc..

Protective Services for Vulnerable Populations



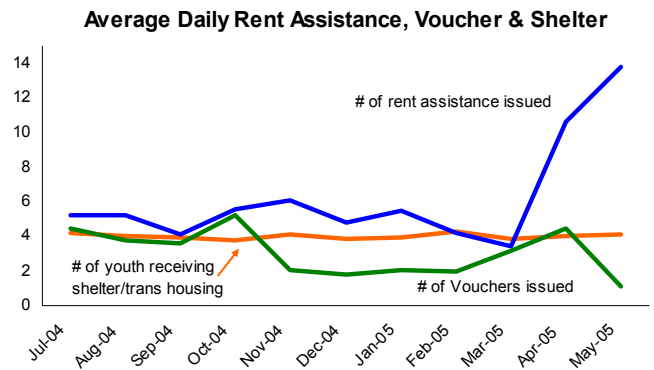
*Each program serves different populations. ADS is responsible for all protective investigations not covered by developmental disability and mental health services so they have the largest client base.

PS Investigation Cases Closed: June 2005



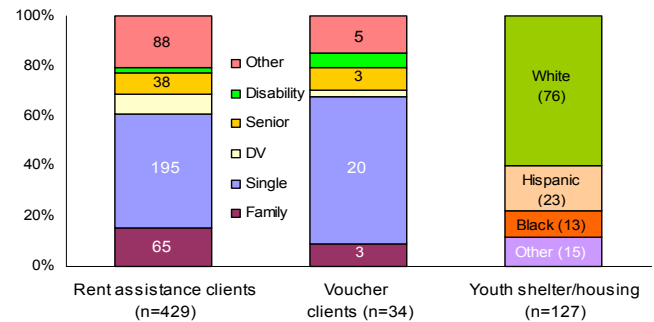
* Overall, 300 protective service investigation cases opened and 296 closed in June 2005. Of those closed, 36% were substantiated (n=106).

Shelter & Emergency Housing Assistance



* Data for homeless shelter & housing service need one month lag time.

Type of Homeless Clients Served: May 2005



* The average age of youth served by the shelter & transitional housing service is 18.1. 46.5% are age 18 or under.

Notes: The number of families/individuals receiving rental assistance continued to increase in May while the number of vouchers issued decreased from the previous month. The LTC clients were slowly decreasing. There wasn't much change on the monthly number of DD clients. The daily average investigation of ADS protection services was slightly up in June.