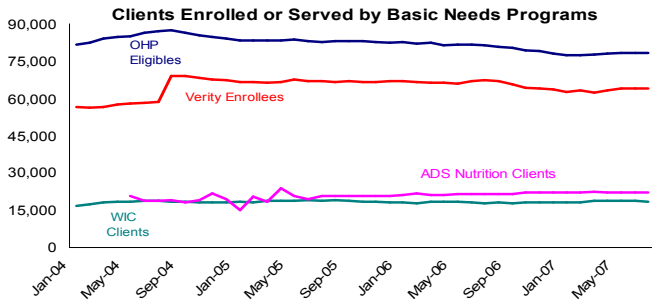
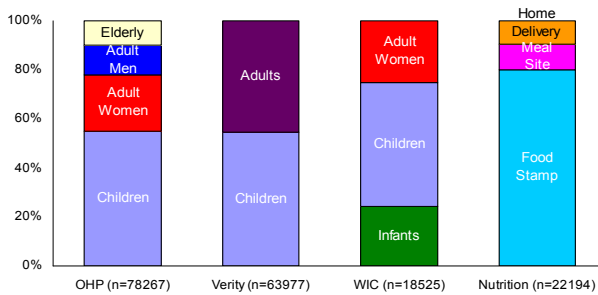


BASIC NEEDS PRIORITY BRIEF: JULY 2007

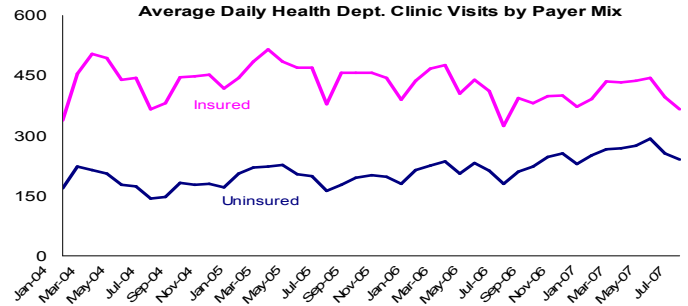
Multnomah County Basic Needs Clients



Clients in Basic Needs Programs: July 2007

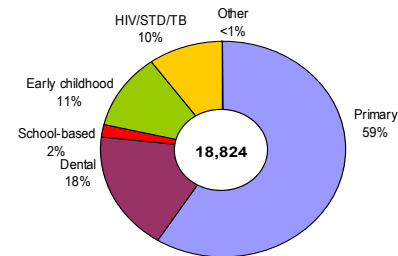


Multnomah County Health Clinic Visits



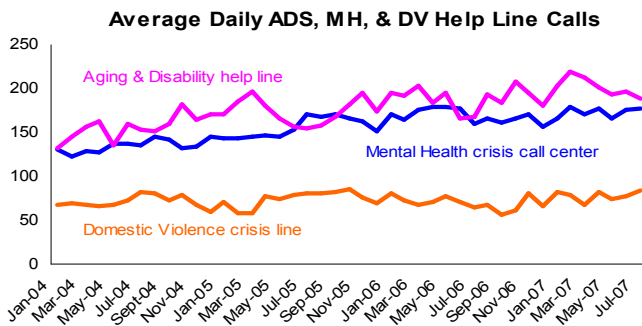
* July 2007 had a total of 607 average daily visits. Of those, 60% were insured and 40% were not insured.

Type of MCHD Clinic Visits: July 2007

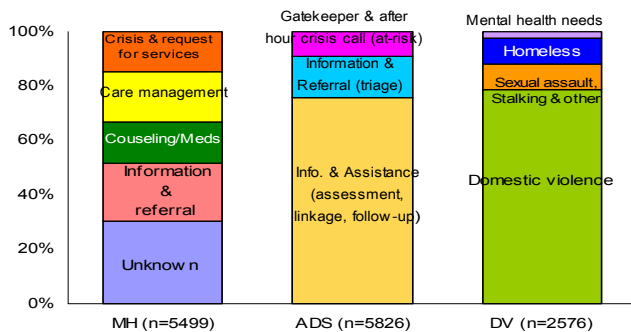


* The above data does not include pharmacy, immunization, and WIC visits. In addition, there were 3,150 clinic visits and lab tests conducted at County's correction facilities in July 07. The average daily correction health visit was 102.

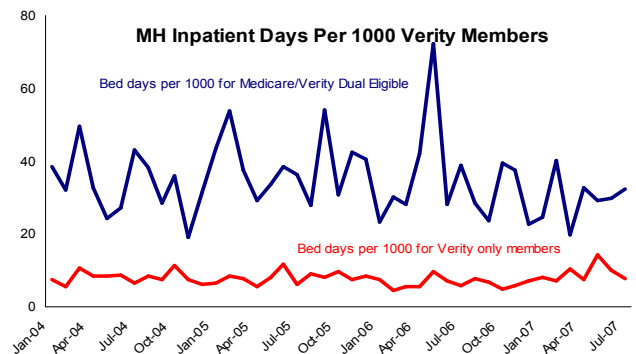
Crisis Center & Helpline Calls



Crisis Help Line Call Or Response Type: July 2007

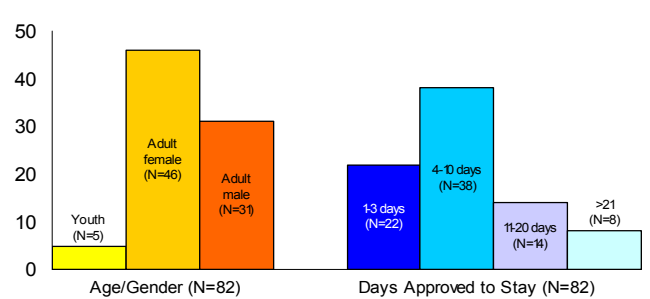


Mental Health Verity Inpatient Days



The County pays an average of \$4,200 per discharge for each Verity only inpatient stay and \$1,100 for Medicare/Verity dual eligibles. The July average length of stay per discharge is 9.11 days.

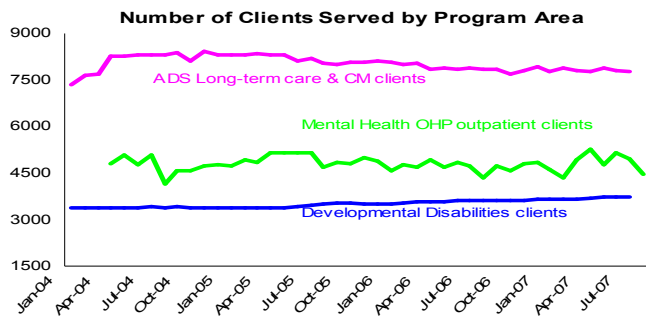
Verity Inpatient Admission/Discharge Profile: July 2007



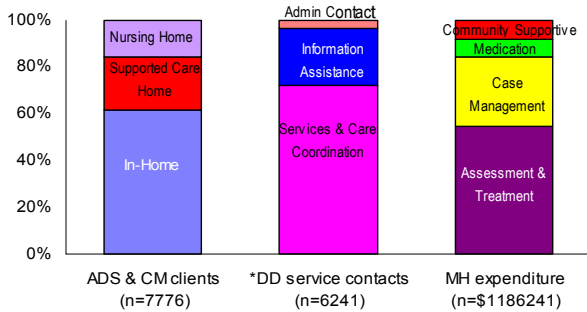
* The 410 paid bed days in July 2007 represent a total of 82 hospital discharges.

Notes: The number of Clinic Visits continued to decline from June for both Insured and Uninsured patients due to children on summer break from school. The Crisis Help line received more Domestic Violence calls than it has ever had with 2004 in July, mainly due to the help lines taking the overflow from shelter closures for maintenance. There has been a general increase in this category since this brief started in May 2005. The Domestic Violence calls had the highest proportion of the DV category it had had since May 2005.

Clients and Case Management Services



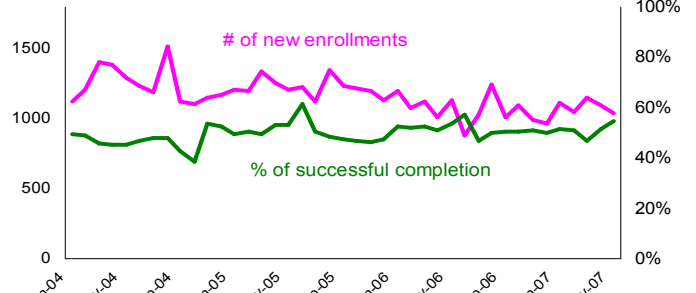
Client or Service Type: July 2007



* DD service contacts can now contain multiple services in one progress note. Mental Health expenditures data is from June 2007.

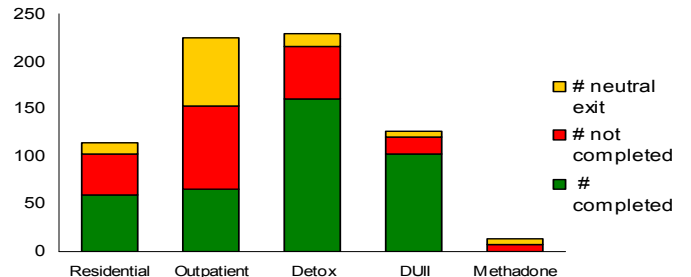
Multnomah County Addictions Treatment

A&D Treatment Enrollment & successful Completion



* Based on the CPMS data received on 7/31/07. In June 2007, 1044 tx episodes opened and 709 closed. The average successful treatment completion rate was 50.9% over the past 12 months. The monthly data will change slightly with each new update.

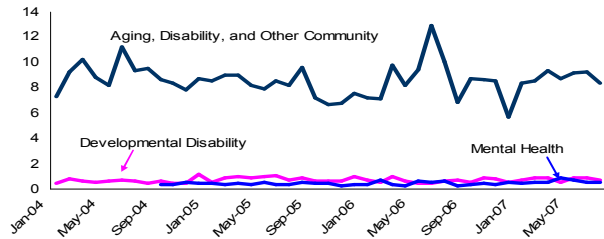
A&D Treatment Exit Type by Modality: May 2007



* Of 709 tx episodes ending in May 2007, 54.7% (n= 388) successfully completed programs, 29.9% (n= 212) failed to complete, and 15.4% (n=109) had neutral terminations. 'Neutral termination' includes 'fail to engage', 'not appropriate for further tx' and others.

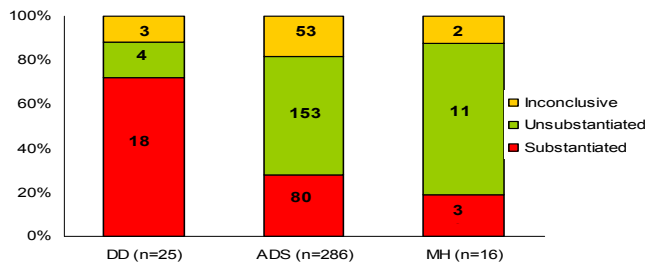
Protective Services for Vulnerable Populations

Average Daily Protective Services Investigations Opened



* Each program serves different populations. ADS is responsible for all protective investigations not covered by developmental disability and mental health services, so they have the largest client base.

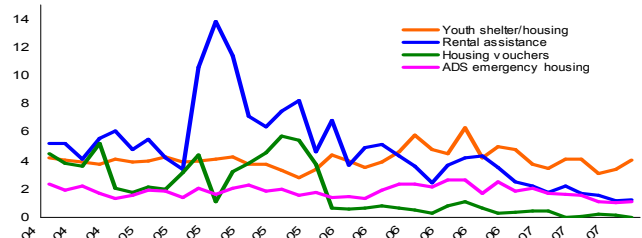
Investigation Case/Allegation Closed: July 2007



* Overall, 301 protective service investigation cases opened and 302 allegations closed in July 2007. Of those closed, 30.9% were substantiated (n= 101). MH 'Unsubstantiated' cases include those that didn't meet the abuse definition.

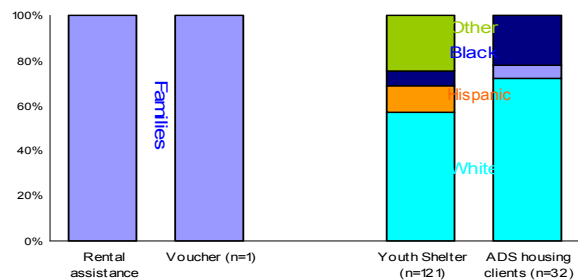
Shelter & Emergency Housing Assistance

Average Daily Clients Receiving Rent Assistance, Shelter & Emergency Housing Services



* Data for this chart have one month lag time. The number of clients served by rental assistance and voucher programs is temporarily unavailable due to a technical system change.

Type of Homeless Clients Served: June 2007



* A total of 205 people and families received housing assistance services in June 2007. The average age of youth who used shelter or transitional housing was 19.2.

Notes: The Mental Health OHP outpatient clients dropped significantly from last month which was accompanied by a 24% decrease in expenditures across every category of treatment. This is due to a lag in claims and summer break for children. Protective services saw decreases in both the average number of ADS investigations opened and closed. The number of Developmental Disability and Mental Health Investigation closed both increased from last month which may be an annual trend whose causes are being investigated. The most recent A&D data continues to be from May.