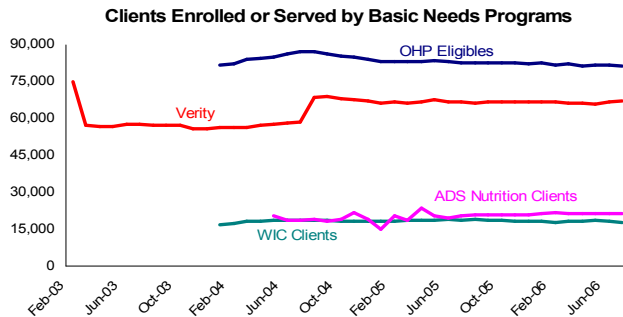


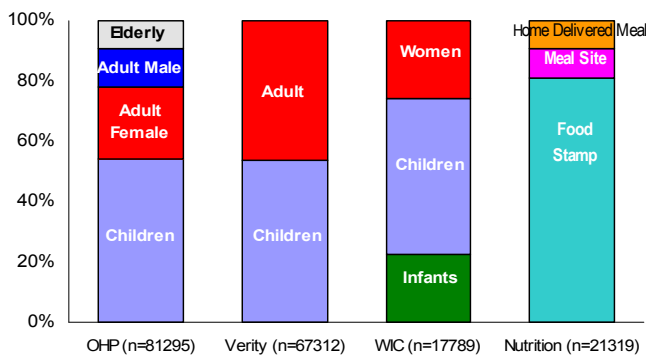
BASIC NEEDS PRIORITY BRIEF: JULY 2006

Multnomah County Basic Needs Clients

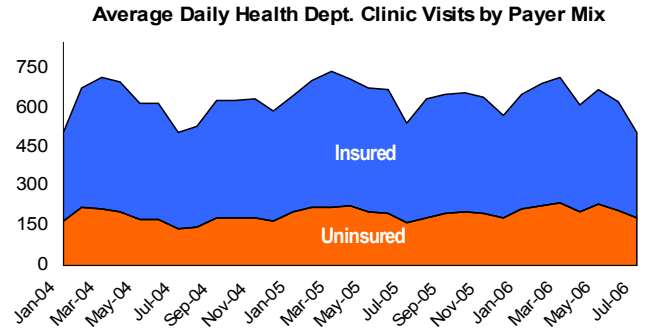


* Participation in OHP, Verity, WIC, and ADS nutrition service programs can be overlapped.

Clients in Basic Needs Programs: July 2006

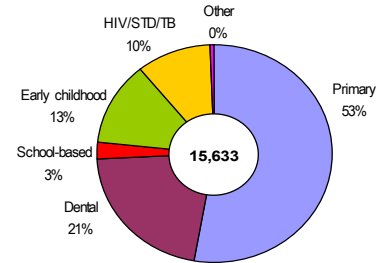


Multnomah County Health Clinic Visits



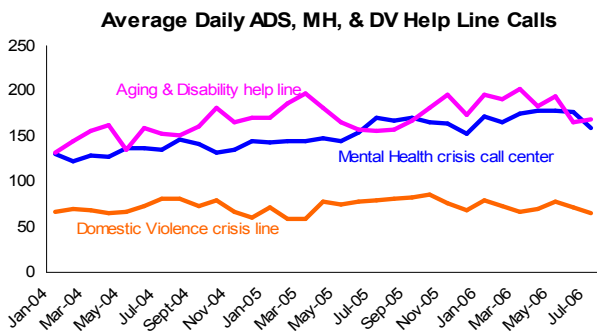
* July 2006 had a total of 504 average daily visits. Of those, 64% were insured and 36% were not insured.

Type of MCHD Clinic Visits: July 2006

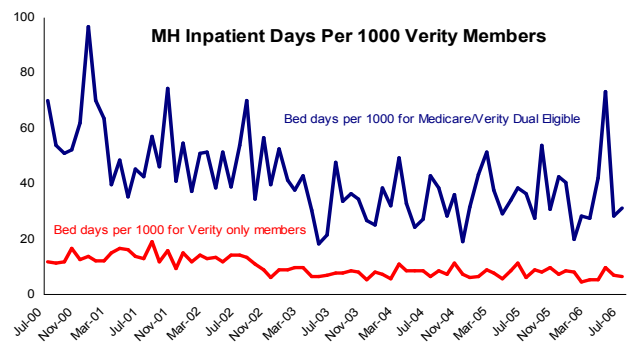


* The above data does not include pharmacy, immunization, and WIC visits. In addition, there were 3,843 clinic visits and lab tests conducted at County's correction facilities in July 2006. The average daily correction health visit was 124.

Crisis Center & Helpline Calls

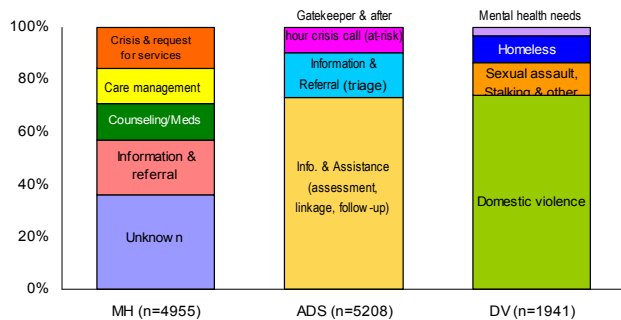


Mental Health Verity Inpatient Days

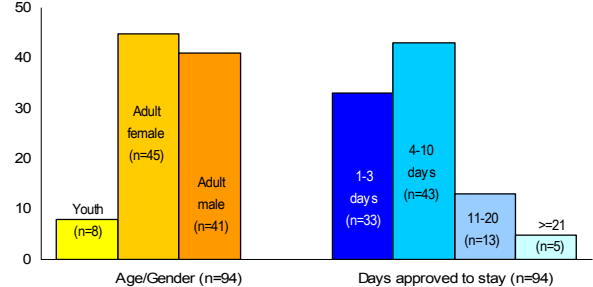


The County pays an average of \$4,200 per discharge for each Verity only inpatient stay and \$1,100 for Medicare/Verity dual eligibles. The July overall average length of stay per discharge is 7.28 days.

Crisis Help Line Call Or Response Type: July 2006



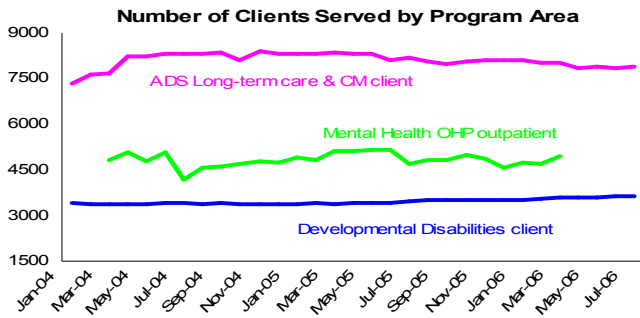
Verity Inpatient Admission/Discharge Profile: July 2006



* The 684 paid bed days in July 2006 represent a total of 94 hospital discharges.

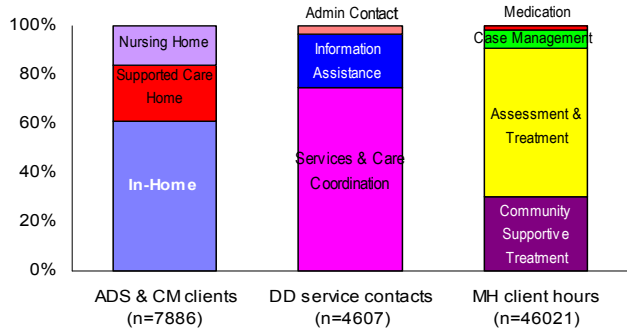
Notes: The chart for average daily MH inpatient bed day per 1000 members has been revised. The total Verity members are broken down into two groups: Verity only and Medicare/Verity dual eligibles. The current month average length of stay for all Verity members is footnoted underneath the chart. Besides the change in Verity data, the average daily HD clinic visits declined further in July due to a lower number of visits to school-based health services during summer vacation.

Clients and Case Management Services



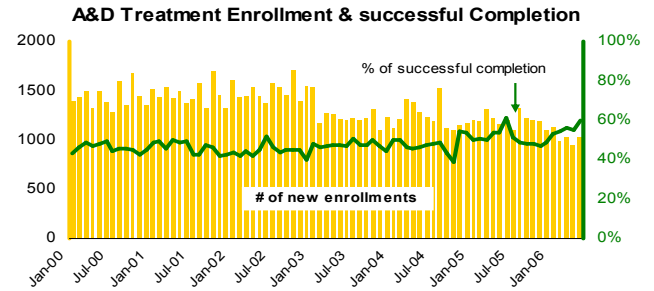
* Data for mental health outpatient services is temporally unavailable due to database conversion issue.

Client or Service Type: July 2006



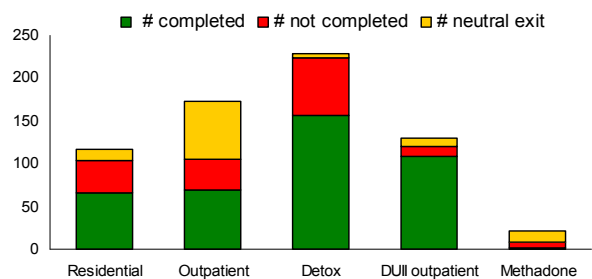
* The latest available mental health outpatient data (Mar. 2006) were used. In March 2006, 4933 outpatients had a total of 46021 hours--9.3 hours on average.

Multnomah County Addictions Treatment



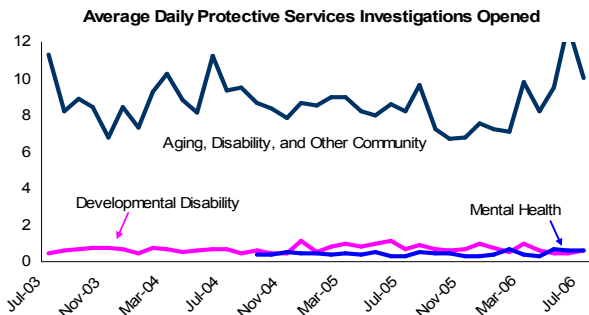
* Based on the CPMS data received from the state. In May 2006, 1025 Tx episodes opened and 669 exited from the treatment with a 60.1% successful completion rate. The monthly data will change slightly with each update.

A&D Treatment Exit Type by Modality: May 2006



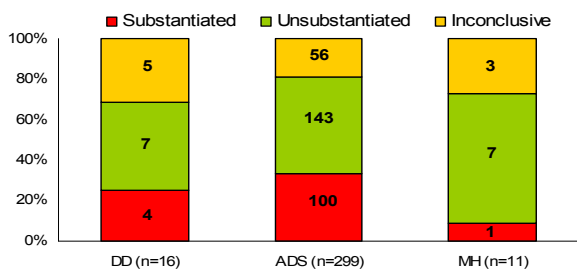
* Of 669 tx episodes ending in May 2006, 60.1% (n= 402) successfully completed programs, 23.6% (n= 158) failed to complete, and 16.3% (n=109) had neutral terminations. 'Neutral termination' includes 'fail to engage', 'not appropriate for further tx' and etc..

Protective Services for Vulnerable Populations



*Each program serves different populations. ADS is responsible for all protective investigations not covered by developmental disability and mental health services so they have the largest client base.

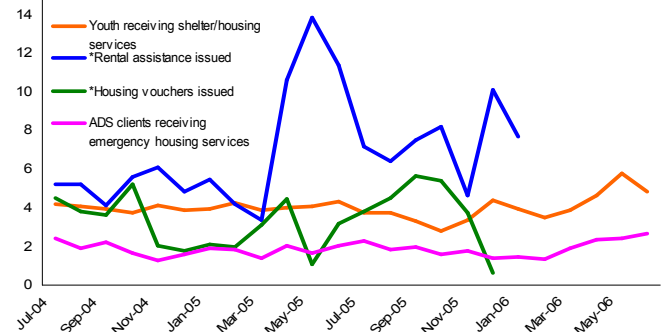
Investigation Case/allegation Closed: July 2006



* Overall, 349 protective service investigation cases opened and 326 allegations closed in July 2006. Of those closed, 32% were substantiated (n=105). MH 'Unsubstantiated' cases include those that didn't meet the abuse definition.

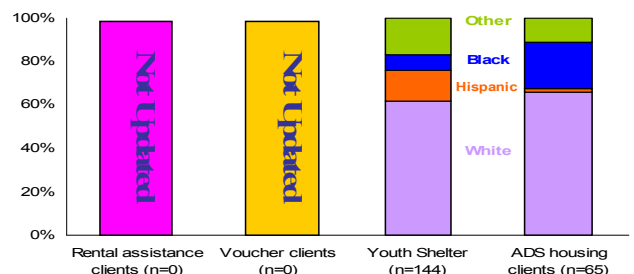
Shelter & Emergency Housing Assistance

Average Daily Rent Assistance, Shelter & Emergency Housing Services



* Data for homeless shelter & housing services have one month lag time. Rental Assistance and Voucher data is currently unavailable.

Type of Homeless Clients Served: June 2006



* Not including rental assistance and voucher clients, 209 people received housing assistance services in June 2006. The average age of youth who used shelter or transitional housing was 19.

Notes: MH outpatient services data were updated this month. Please note that new MHO requirements for responsibility of residential services beginning in October 2005 resulted in an increase in client hours as compared to previously reported. The data reporting issue could have contributed to the drop in June youth homeless services: two youth service agencies moved to new buildings in the last few weeks, and one of them is having trouble with their internet connection.