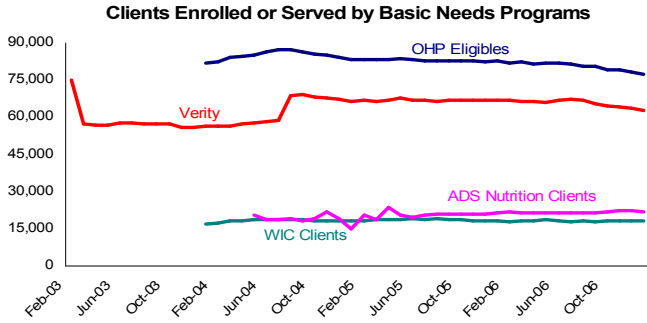


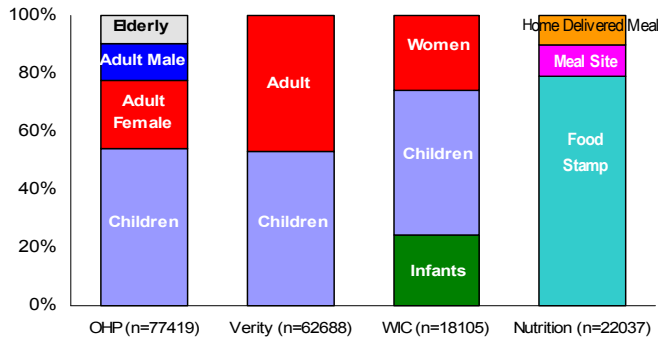
# BASIC NEEDS PRIORITY BRIEF: JANUARY 2007

## Multnomah County Basic Needs Clients

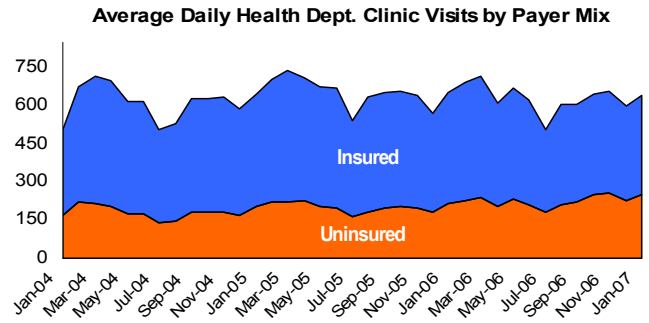


\* Participation in OHP, Verity, WIC, and ADS nutrition service programs can be overlapped.

### Clients in Basic Needs Programs: January 2007

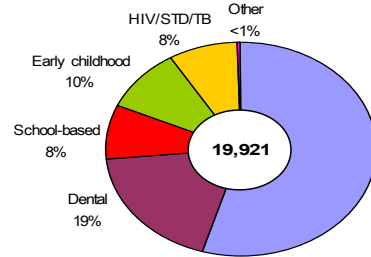


## Multnomah County Health Clinic Visits



\* January 2007 had a total of 643 average daily visits. Of those, 61% were insured and 39% were not insured.

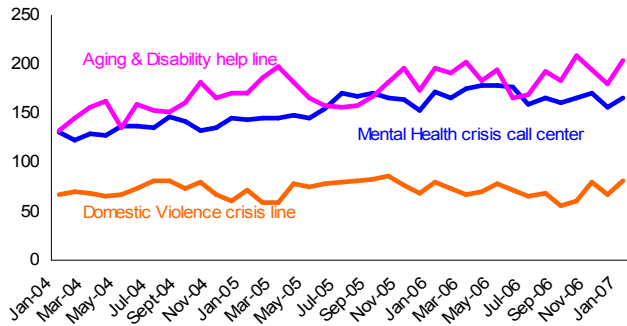
### Type of MCHD Clinic Visits: January 2007



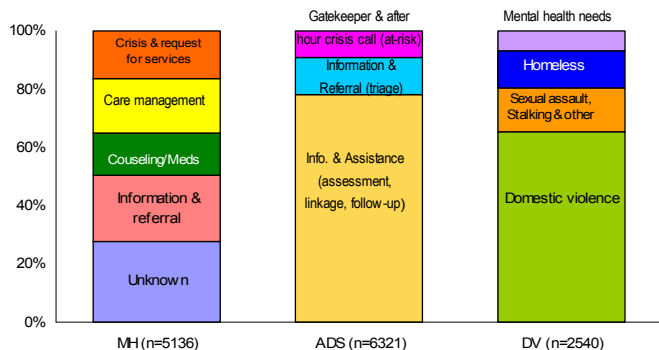
\* The above data does not include pharmacy, immunization, and WIC visits. In addition, there were 3,738 clinic visits and lab tests conducted at County's correction facilities in January 07. The average daily correction health visit was 122.

## Crisis Center & Helpline Calls

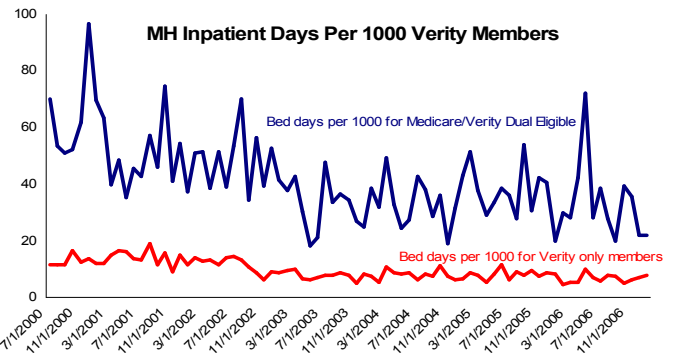
### Average Daily ADS, MH, & DV Help Line Calls



### Crisis Help Line Call Or Response Type: January 2007

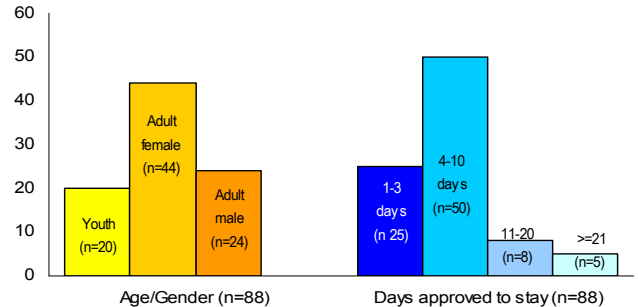


## Mental Health Verity Inpatient Days



The County pays an average of \$4,200 per discharge for each Verity only inpatient stay and \$1,100 for Medicare/Verity dual eligibles. The January overall average length of stay per discharge is 7.32 days.

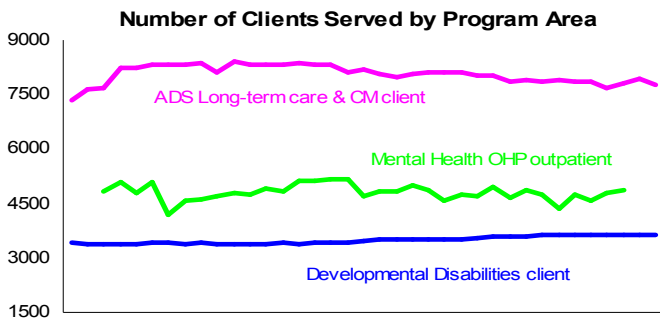
### Verity Inpatient Admission/Discharge Profile: Jan. 2007



\* The paid bed days in Jan 2007 represent a total of 88 hospital discharges.

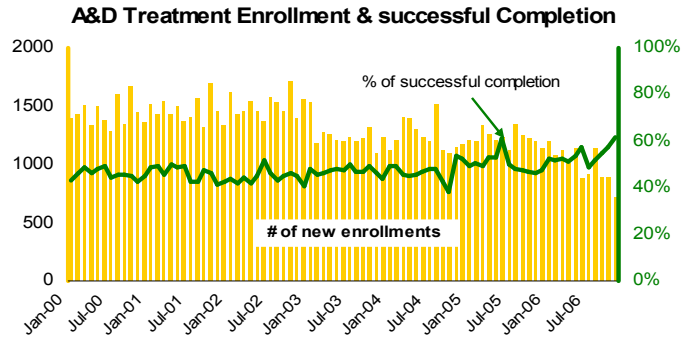
**Notes:** January showed an increase in average daily Health Clinic Visits. The total average crisis line calls increased 12% in January. The daily inpatient bed days per 1000 Verity members showed a slight increase to 7.32 from December's average of 7.01. Total number of bed days shows a 7% increase for the month of January. Both bed days per 1000 and total bed days are within expected range.

## Clients and Case Management Services



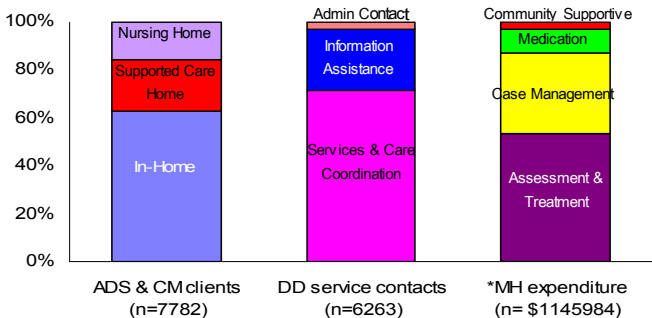
\*Reporting for mental health outpatient services data has two months lag time.

## Multnomah County Addictions Treatment



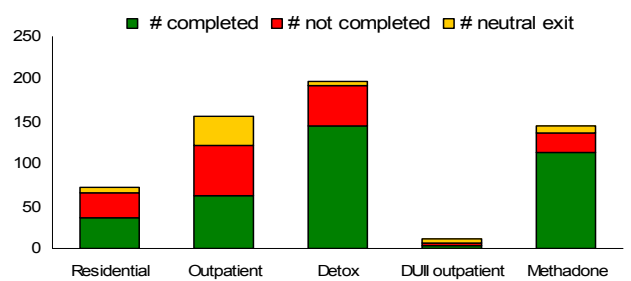
\*Based on the most recently updated CPMS data. In Nov. 2006, 716 tx episodes opened and 582 exited from the treatment with a 62% successful completion rate. The monthly data will change slightly with each update.

### Client or Service Type: January 2007



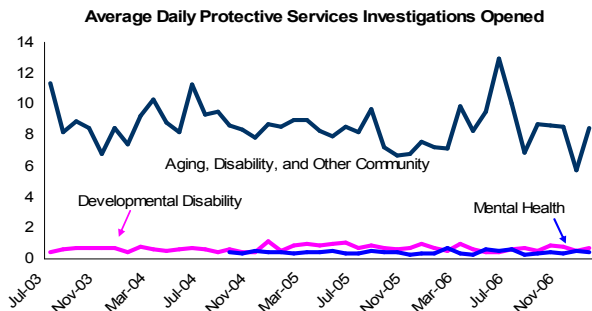
\*The latest available mental health outpatient data were used. In November 2006, a total of \$1,145,984 was spent on Verity mental health outpatient services.

### A&D Treatment Exit Type by Modality: Nov. 2006



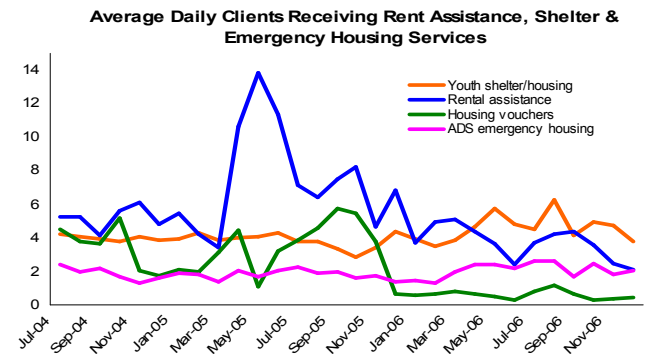
\*Of 582 tx episodes ending in Nov. 2006, 62% (n=361) successfully completed programs, 27.8% (n=162) failed to complete, and 10.1% (n=59) had neutral terminations. 'Neutral termination' includes 'fail to engage', 'not appropriate for further tx' and etc..

## Protective Services for Vulnerable Populations



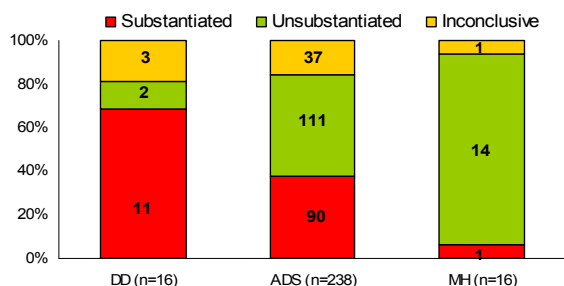
\*Each program serves different populations. ADS is responsible for all protective investigations not covered by developmental disability and mental health services so they have the largest client base.

## Shelter & Emergency Housing Assistance



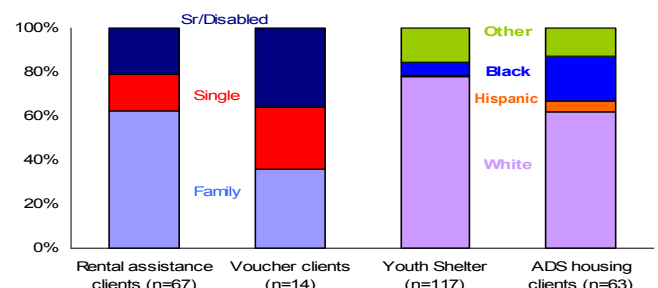
\*Data for this chart have one month lag time. The number of clients served by rent assistance and voucher programs could be under-reported due to database transition issue. The problem should be resolved when a new data system is up running next year.

### Investigation Case/allegation Closed: Jan. 2007



\*Overall, 297 protective service investigation cases opened and 250 allegations closed in January 2007. Of those closed, 37.8% were substantiated (n=270). MH 'Unsubstantiated' cases include those that didn't meet the abuse definition.

### Type of Homeless Clients Served: December 2006



\*A total of 261 people received housing assistance services in December 2006. The average age of youth who used shelter or transitional housing was 18.9.

**Notes:** ADS and DD services contributed to the total increase in average daily protective services investigations opened. Total cases opened increased by 14% in January. Total cases closed decreased by 7%. Spending on Verity mental health outpatient services decreased in November 2006.