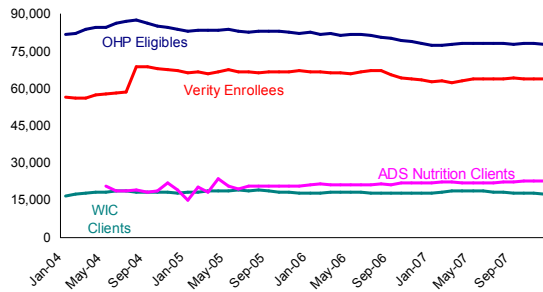


BASIC NEEDS PRIORITY BRIEF: DECEMBER 2007

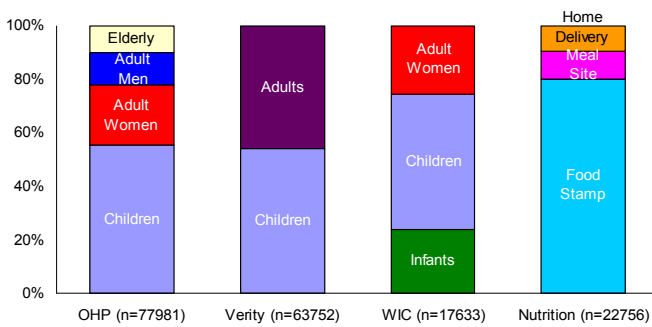
Multnomah County Basic Needs Clients

Clients Enrolled or Served by Basic Needs Programs



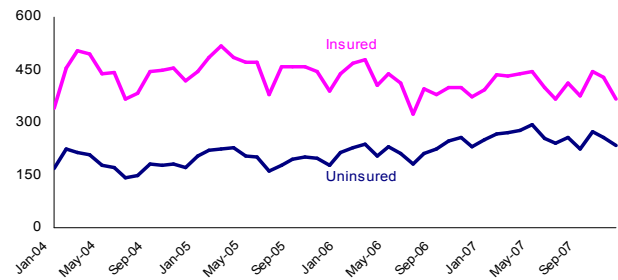
* Participation in OHP, Verity, WIC, and ADS nutrition service programs can overlap.

Clients in Basic Needs Programs: December 2007



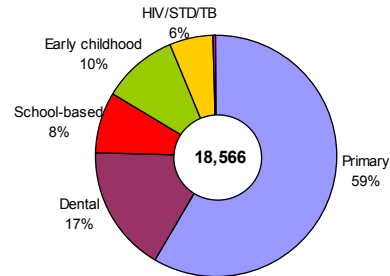
Multnomah County Health Clinic Visits

Average Daily Health Dept. Clinic Visits by Payer Mix



* December 2007 had a total of 599 average daily visits. Of those, 61% were insured and 39% were not insured.

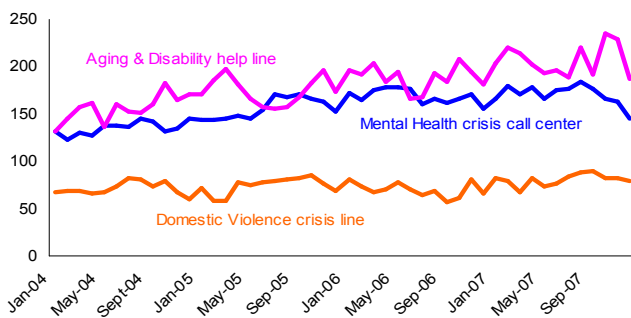
Type of MCHD Clinic Visits: December 2007



* The above data does not include pharmacy, immunization, and WIC visits. In addition, there were 3178 clinic visits and lab tests conducted at County's correction facilities in December 2007. The average number of daily correction health visits was 103.

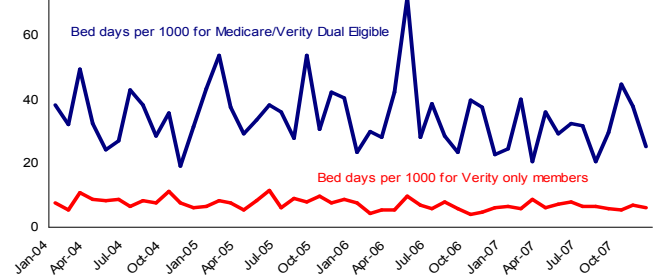
Crisis Center & Helpline Calls

Average Daily ADS, MH, & DV Help Line Calls



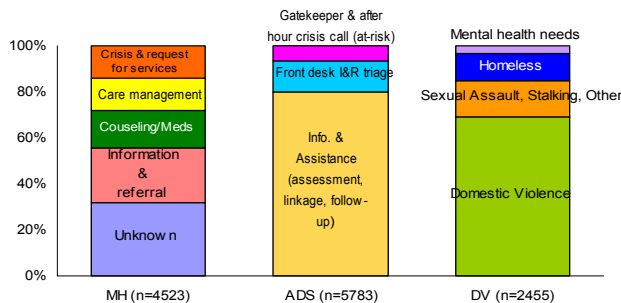
Mental Health Verity Inpatient Days

MH Inpatient Days Per 1000 Verity Members

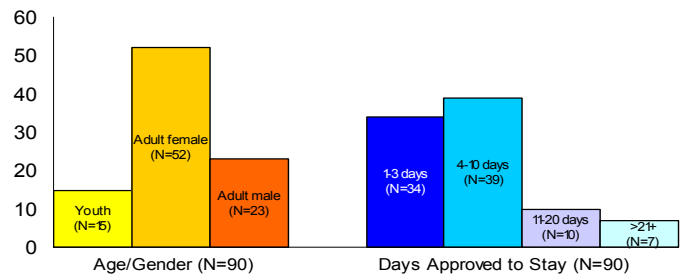


The County pays an average of \$4,200 per discharge for each Verity only inpatient stay and \$1,100 for Medicare/Verity dual eligibles. The December average length of stay per discharge is 7.3 days.

Crisis Help Line Call Or Response Type: December 2007



Verity Inpatient Admission/Discharge Profile: December 2007

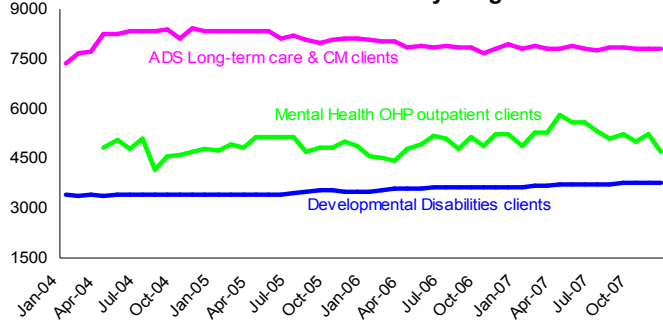


* The 650 paid bed days in December 2007 represent a total of 89 hospital discharges.

Notes: The number of County Health Clinic visits decreased over the last two months for insured and uninsured patients. The number of Crisis Center/Help Line calls also decreased from last month, with Mental Health Crisis calls the lowest since May 2005, and ADS Help Line calls the lowest since September 2007. The decrease in ADS Help Line calls is due to decreased calls to District Centers. The number of bed days per 1000 for mental health Medicare/Verity dual eligible patients decreased over the last two months. There was an increase in the number of youth and women admitted under Verity, but the length of stay was proportionately shorter, with a greater number of patients staying 1-3 days.


Clients and Case Management Services

Number of Clients Served by Program Area



*Mental Health data show a one month time lag as claims may be submitted up to four months after a visit. Monthly data will change slightly with each new update.

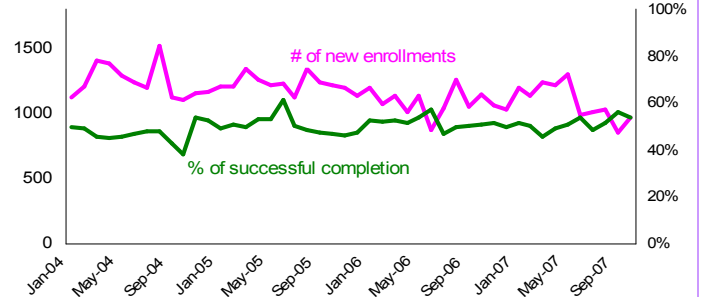
Client or Service Type: December 2007



* DD service contacts can now contain multiple services in one progress note.
** Mental Health expenditure data are from November 2007.

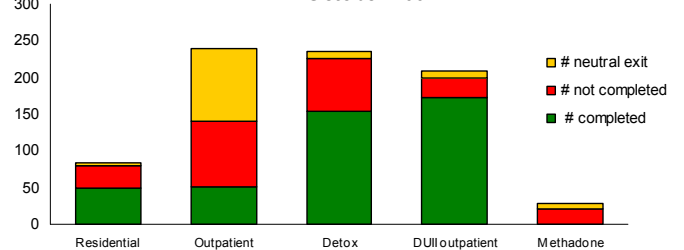
Multnomah County Addictions Treatment

A&D Treatment Enrollment & Successful Completion



* Based on the CPMS data received on 12/27/07. In October 2007, 963 tx episodes opened and 794 closed. The average successful treatment completion rate was 51% over the past 12 months. The monthly data will change slightly with each new update.

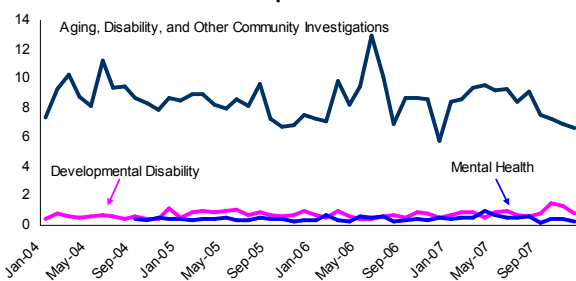
A&D Treatment Exit Type by Modality



* Of 794 tx episodes ending in October 2007, 53.9% (n=428) successfully completed programs, 30.2% (n=240) failed to complete, and 15.9% (n=126) had neutral terminations. 'Neutral termination' includes 'fail to engage', 'not appropriate for further tx' and others.

Protective Services for Vulnerable Populations

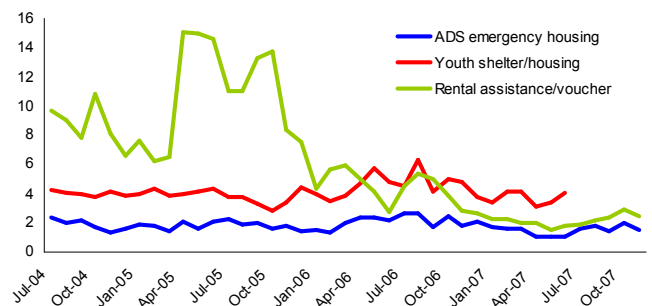
Average Daily Protective Services Investigations Opened



*Each program serves different populations. ADS is responsible for all protective investigations not covered by developmental disability and mental health services, so they have the largest client base.

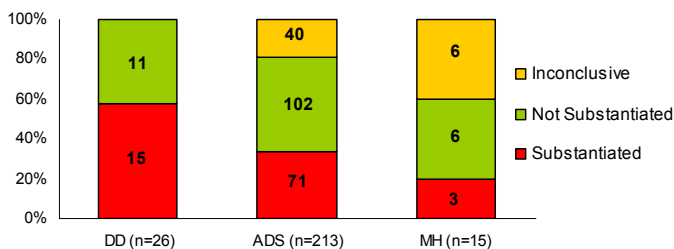
Shelter & Emergency Housing Assistance

Average Daily Clients Receiving Rental Assistance & Emergency Housing Services



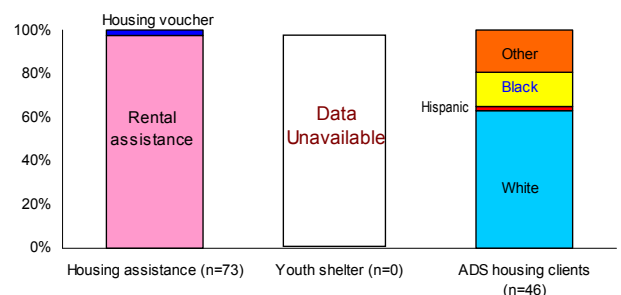
* Data for this chart have one month lag time. The number of clients served by youth shelter and housing is temporarily unavailable due to a technical system change.

Investigation Case/Allegation Closed: December 2007



* Overall, 240 protective service investigation cases opened and 254 allegations closed in December 2007. Of those closed, 35.0% were substantiated (n=89). MH 'not substantiated' cases include those that didn't meet the abuse definition.

Homeless Clients Served: November 2007



* Youth shelter data are temporarily unavailable. ADS client counts include individuals living in the same household as the applicant. 'Other' includes individuals whose demographics are unavailable or undocumented.

Notes: The number of mental health OHP outpatient clients decreased, and is the lowest since February 2006. The number of Average Daily Protective Services Investigations Opened for ADS clients continues to decline from last month and is the lowest since December 2006.