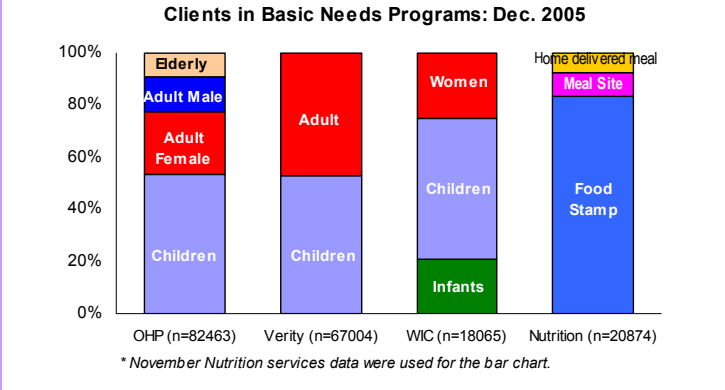
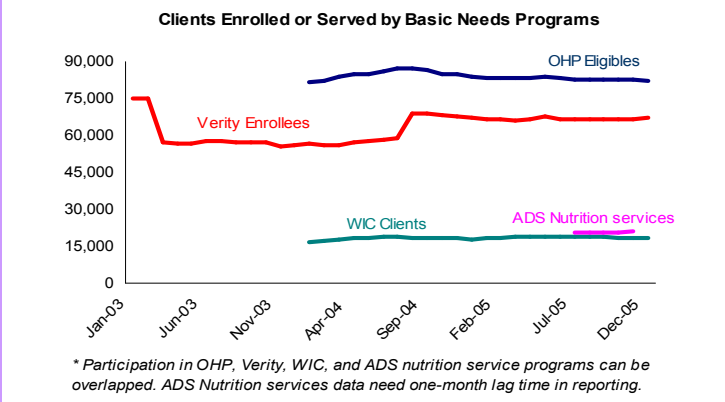
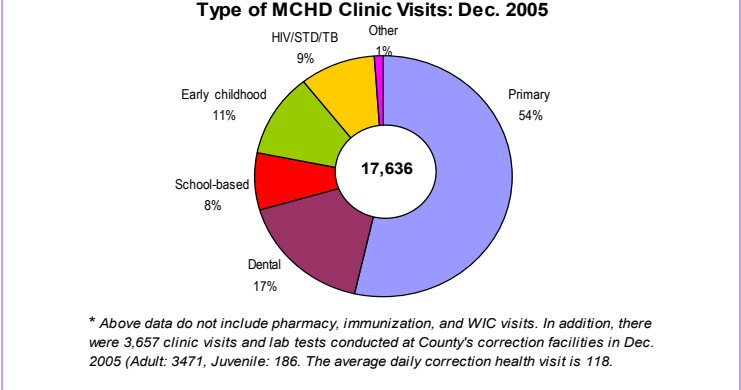
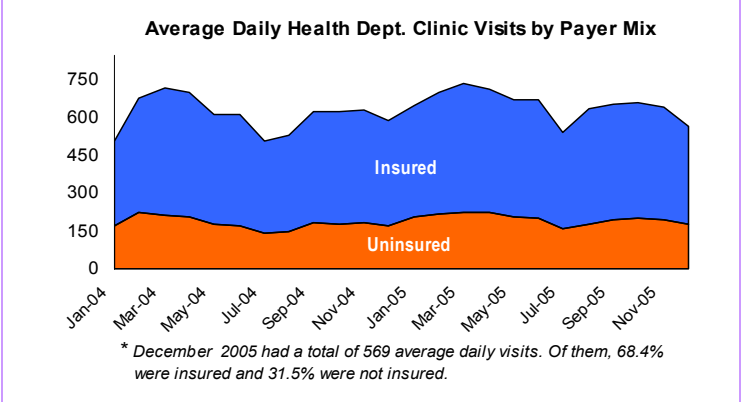


BASIC NEEDS PRIORITY BRIEF: DECEMBER 2005

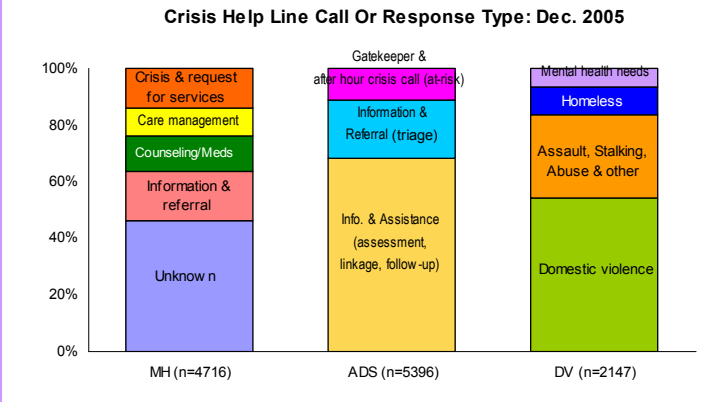
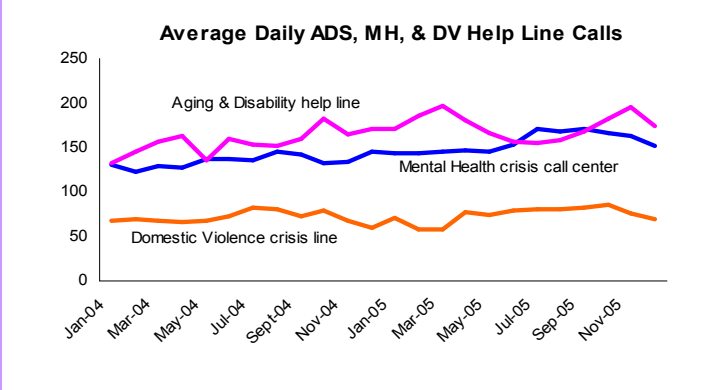
Multnomah County Basic Needs Clients



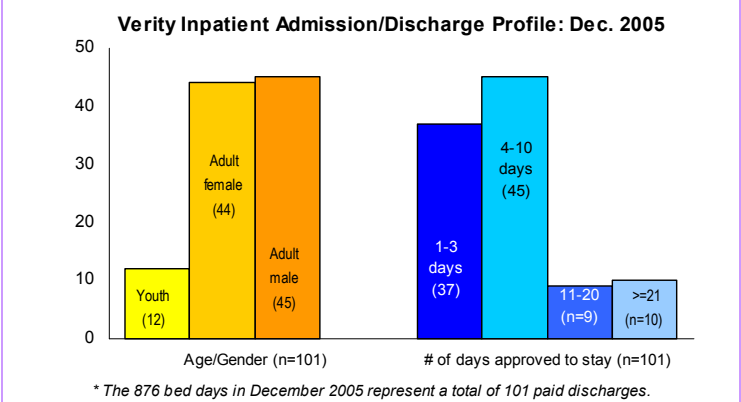
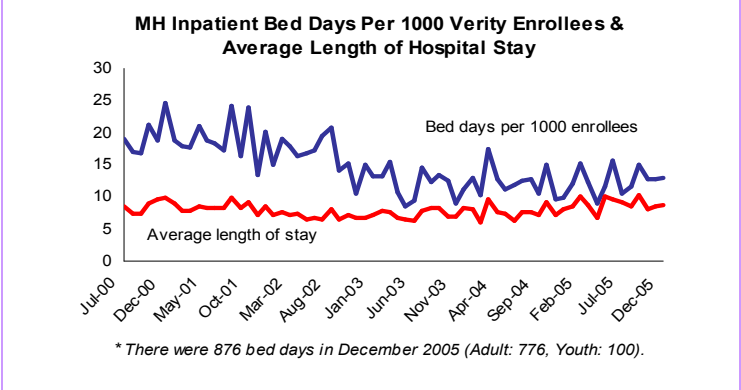
Multnomah County Health Clinic Visits



Crisis Center & Helpline Calls

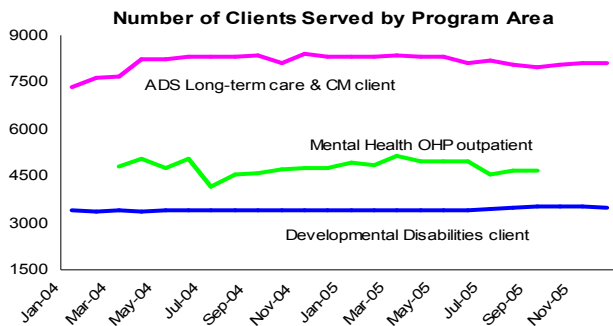


Mental Health Verity Inpatient Days



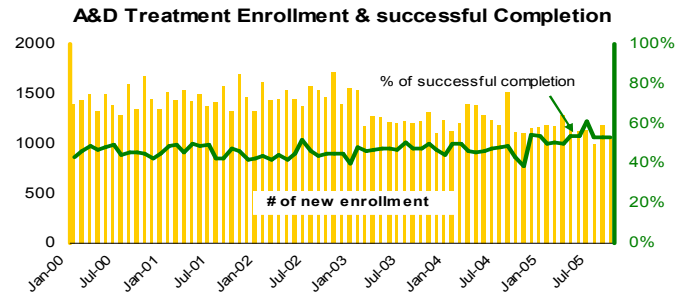
Notes: Due to the inclusion of ADS nutrition services data, the Charts for OHP, Verity and WIC clients were revised with a new section title--'Multnomah County Basic Needs Clients'. The nutrition services have three categories: the clients receiving food stamp, the clients served at meal sites, and the clients receiving home delivered meal. The data collection started in July 2005. Since part of the nutrition data comes from contracted providers, one-month lag time is needed for our reporting.

Clients and Case Management Services



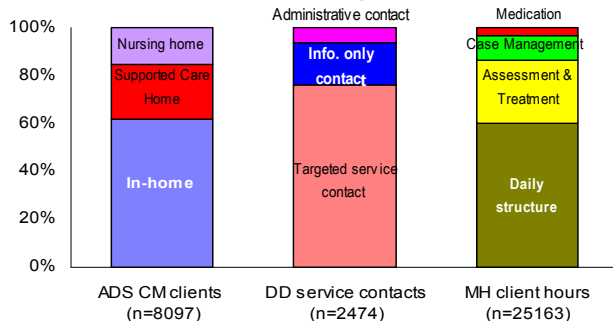
* Data for mental health services are three months behind due to the lag time required for processing the data reported by community treatment providers.

Multnomah County Addictions Treatment



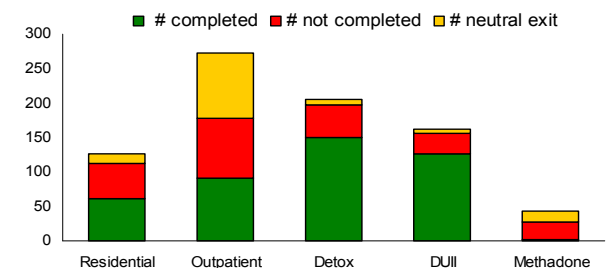
* Based on the CPMS data received from the state. In Sep. 2005, 1062 Tx episodes opened and 809 exited from the treatment with a 53% successful completion rate. The monthly data will change slightly with each update.

Client or Service Type: Dec. 2005



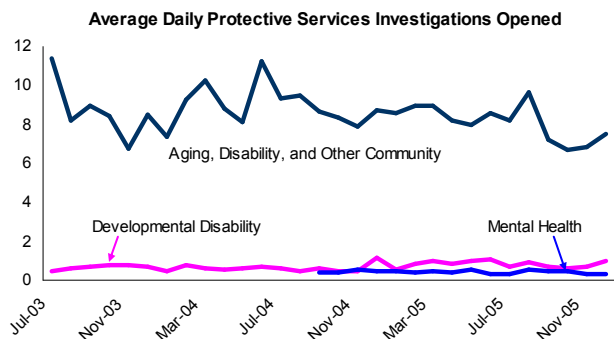
* The latest available data (Sep. 2005) were used for the mental health client hours breakdown. 4671 outpatients had a total of 25,163 hours--5.4 hours on average.

A&D Treatment Exit Type by Modality: Sep. 2005



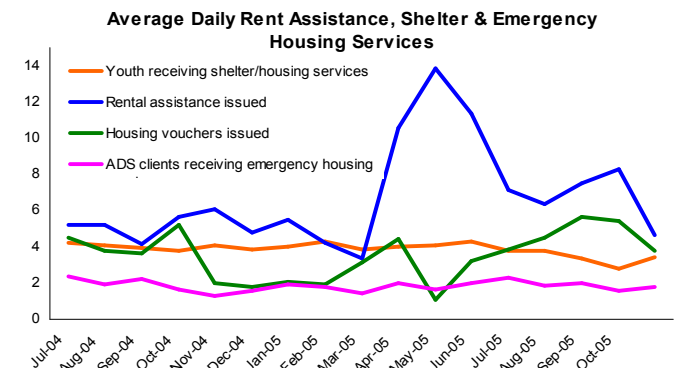
Of 809 tx episodes ending in September 2005, 53% (n= 429) successfully completed programs, 29.8% (n= 241) failed to complete, and 17.2% (n=139) had neutral terminations. 'Neutral termination' includes 'fail to engage', 'not appropriate for further tx' and etc..

Protective Services for Vulnerable Populations



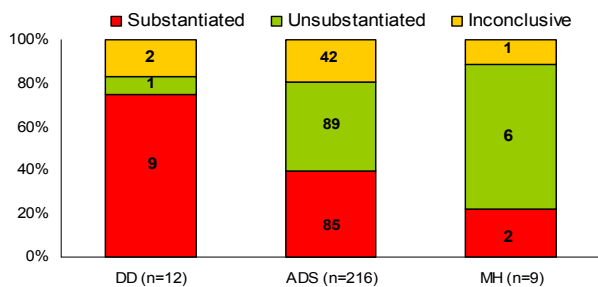
*Each program serves different populations. ADS is responsible for all protective investigations not covered by developmental disability and mental health services so they have the largest client base.

Shelter & Emergency Housing Assistance



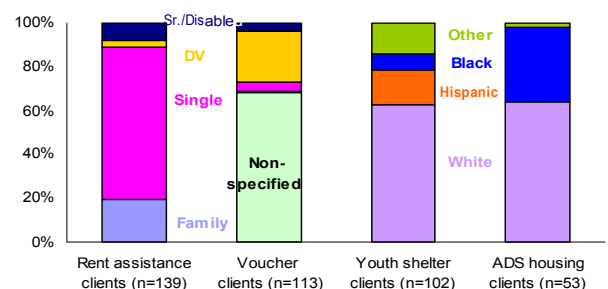
* Data for homeless shelter & housing services have one month lag time.

PS Investigation Cases Closed: Dec. 2005



* Overall, 274 protective service investigation cases opened and 237 closed in Dec. 2005. Of those closed, 40.5% were substantiated (n=96). MH 'Unsubstantiated' cases include those that didn't meet the abuse definition.

Type of Homeless Clients Served: Nov. 2005



* A total of 407 homeless clients received housing assistance services in November. The average age of youth who used shelter or transitional housing is 18.7.

Notes: The trend line for ADS Long-term care & CM client was revised and updated to include OPI, Family Caregiver and OAA case managed clients. Previously, the data only include long-term care clients served through Medicaid funding. Number of DD client has been slightly up in past months mainly due to increased awareness of the program and more efficient referring system. DD conducted numerous on-site trainings and community outreach in the past year which started to show impact.