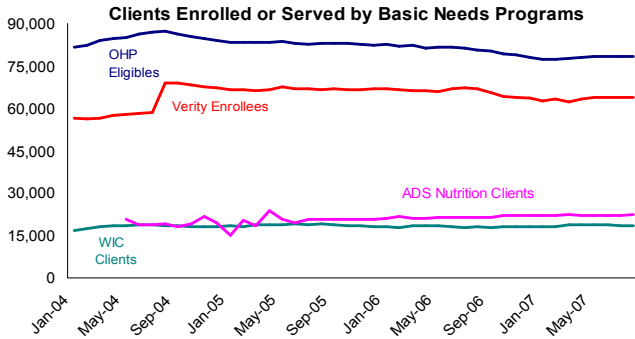


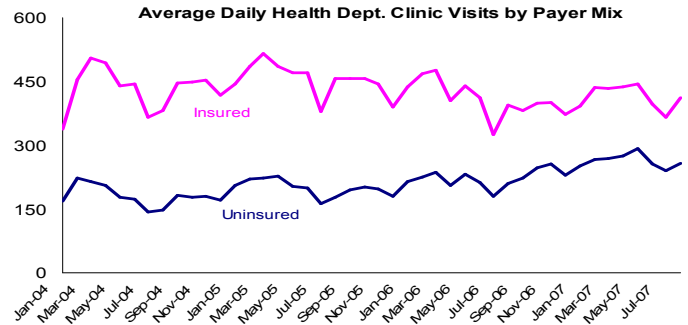
BASIC NEEDS PRIORITY BRIEF: AUGUST 2007

Multnomah County Basic Needs Clients



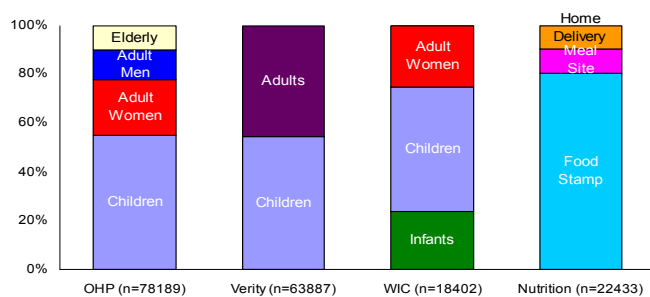
* Participation in OHP, Verity, WIC, and ADS nutrition service programs can overlap.

Multnomah County Health Clinic Visits

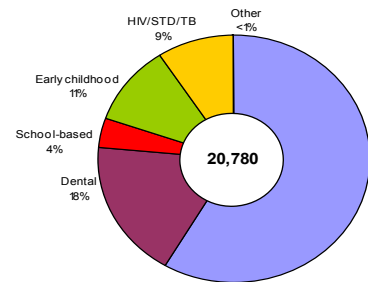


* August 2007 had a total of 670 average daily visits. Of those, 61% were insured and 39% were not insured.

Clients in Basic Needs Programs: August 2007



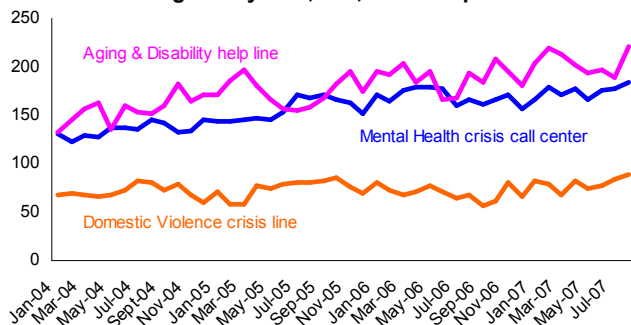
Type of MCHD Clinic Visits: August 2007



* The above data does not include pharmacy, immunization, and WIC visits. In addition, there were 3,027 clinic visits and lab tests conducted at County's correction facilities in August 07. The average daily correction health visit was 98.

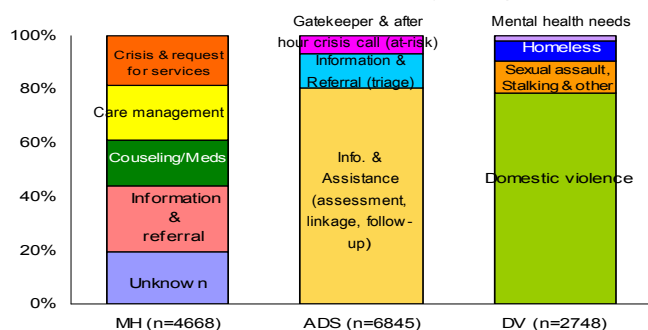
Crisis Center & Helpline Calls

Average Daily ADS, MH, & DV Help Line Calls



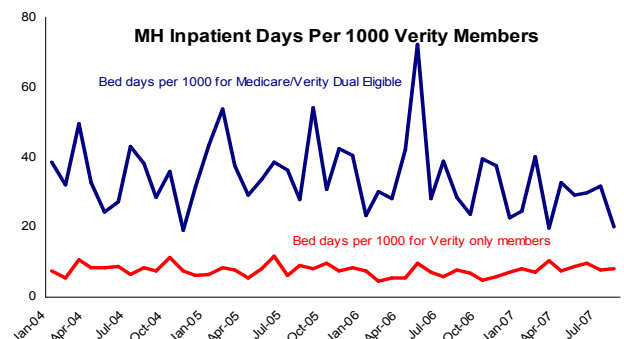
* Aging and Disability help line data is forecasted, not actual, for August.

Crisis Help Line Call Or Response Type: August 2007



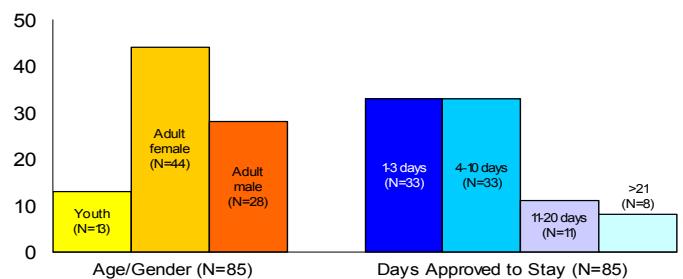
Mental Health Verity Inpatient Days

MH Inpatient Days Per 1000 Verity Members



The County pays an average of \$4,200 per discharge for each Verity only inpatient stay and \$1,100 for Medicare/Verity dual eligibles. The August average length of stay per discharge is 7.47 days.

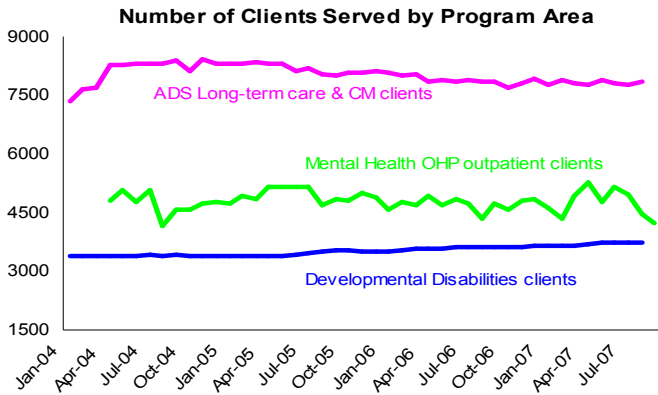
Verity Inpatient Admission/Discharge Profile: August 2007



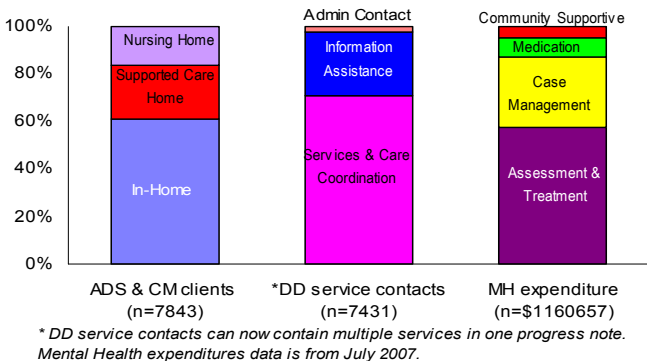
* The 635 paid bed days in August 2007 represent a total of 85 hospital discharges.

Notes: The number of Clinic Visits increased from July to August for both Insured and Uninsured patients. The category with the sharpest increase was School-based due to schools being back in session. While Aging and Disability Help Line calls continue to show a steady increase the reason for the sharp increase in August is the result of better Information and Assistance call tracking and an increase in referral calls by one District Senior Center. August saw a decrease in the average length of stay for Mental Health Patients from July; due to stays shifting from an intermediate length to lasting 1 to 3 days.

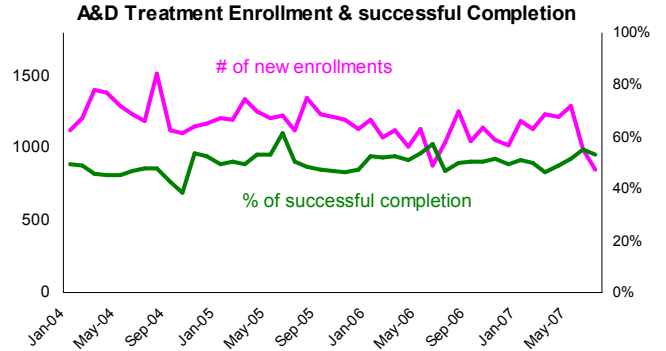
Clients and Case Management Services



Client or Service Type: August 2007

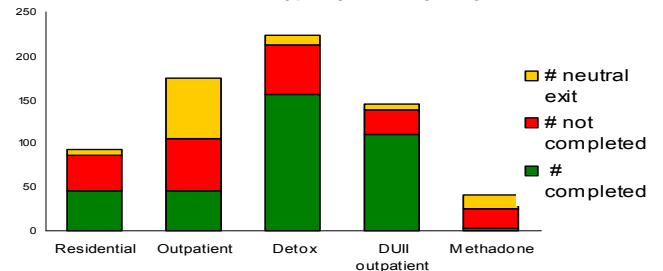


Multnomah County Addictions Treatment



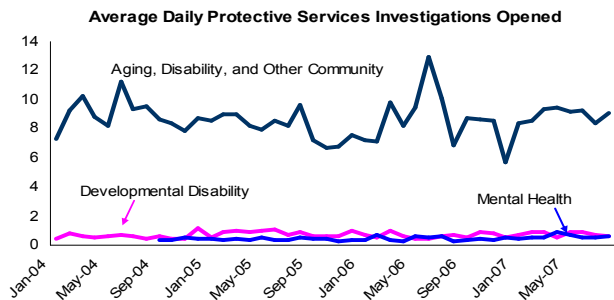
* Based on the CPMS data received on 9/22/07. In July 2007, 850 tx episodes opened and 676 closed. The average successful treatment completion rate was 50.7% over the past 12 months. The monthly data will change slightly with each new update.

A&D Treatment Exit Type by Modality: July 2007



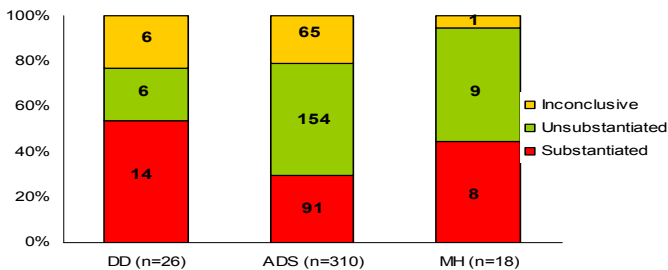
* Of 676 tx episodes ending in July 2007, 53.3% (n=360) successfully completed programs, 30.8% (n=208) failed to complete, and 16.0% (n=108) had neutral terminations. 'Neutral termination' includes 'fail to engage', 'not appropriate for further tx' and others.

Protective Services for Vulnerable Populations



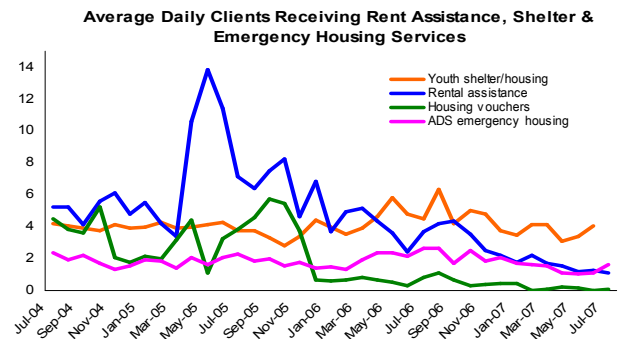
*Each program serves different populations. ADS is responsible for all protective investigations not covered by developmental disability and mental health services, so they have the largest client base.

Investigation Case/Allegation Closed: August 2007



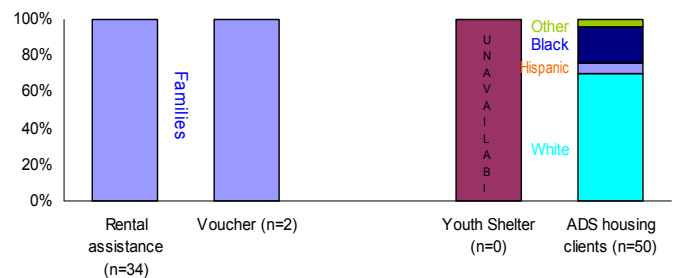
* Overall, 321 protective service investigation cases opened and 354 allegations closed in August 2007. Of those closed, 31.9% were substantiated (n= 113). MH 'Unsubstantiated' cases include those that didn't meet the abuse definition.

Shelter & Emergency Housing Assistance



* Data for this chart have one month lag time. The number of clients served by youth shelter and housing is temporarily unavailable due to a technical system change.

Type of Homeless Clients Served: July 2007



* A total of 86 people and families received housing assistance services in July 2007. The youth shelter data was not available for July.

Notes: The decrease in Mental Health OHP outpatient clients and the corresponding decrease in expenditures continue from July. The decrease in A&D enrollments continues from last month and the number of successful completions also decreased from last month. ADS and Case Management clients increased in August; as well as the number of DD service contacts. Youth Shelter data was unavailable for July.