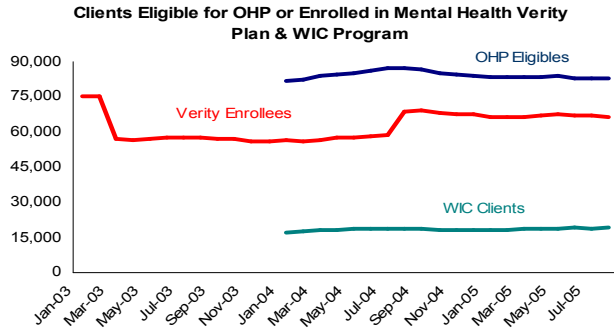


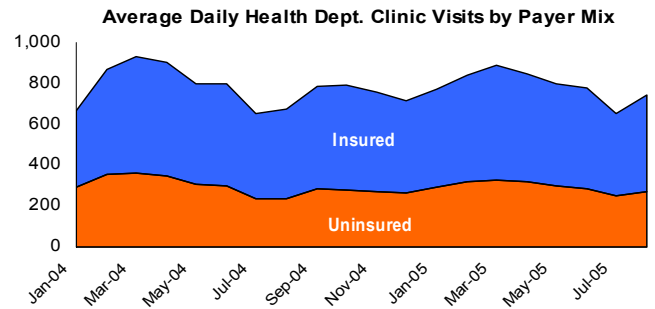
# BASIC NEEDS PRIORITY BRIEF: AUGUST 2005

## Multnomah County OHP Eligible & WIC Clients



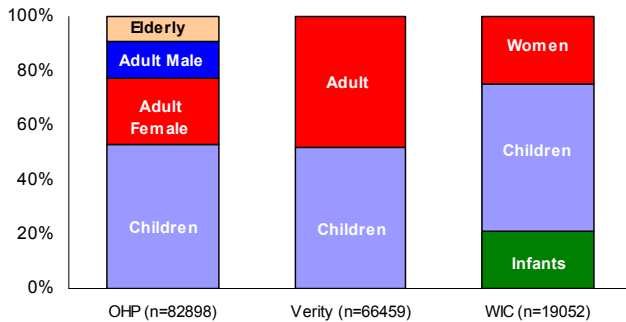
\* Participation in OHP, Verity, and WIC programs can be overlapped.

## Multnomah County Health Clinic Visits

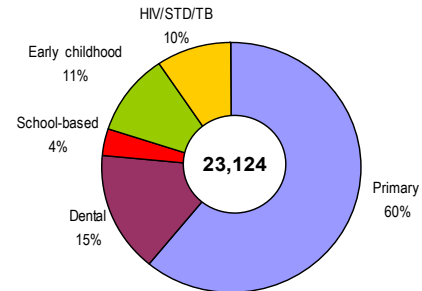


\* August 2005 had a total of 745.9 daily average visits. Of them, 64% were insured and 36% were not insured.

## OHP, Verity, and WIC Clients Profile: Aug. 2005

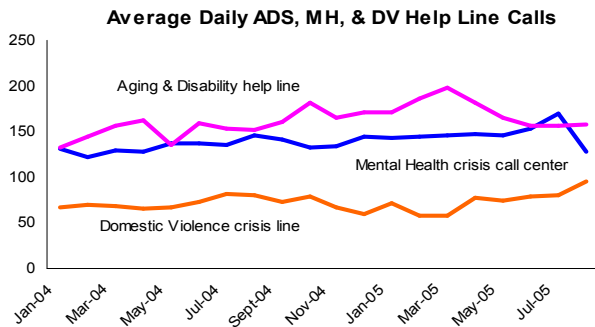


## Type of MCHD Clinic Visits: Aug. 2005

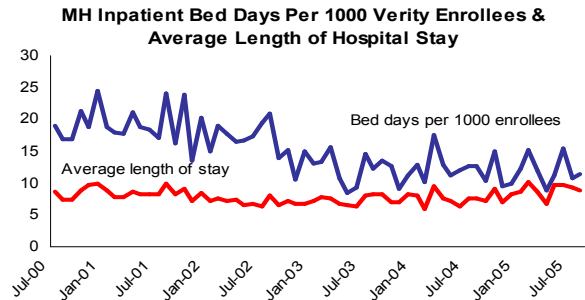


\* Above data do not include the 4,253 clinic visits and lab tests that were conducted at County's correction facilities in August 2005 (Adult: 3,932 Juvenile: 321). The average daily correction health visit is 137.

## Crisis Center & Helpline Calls

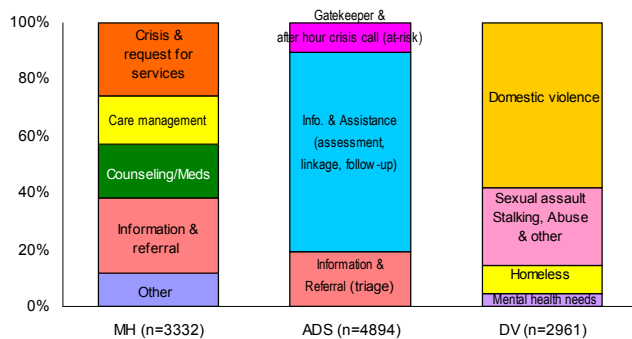


## Mental Health Verity Inpatient Days



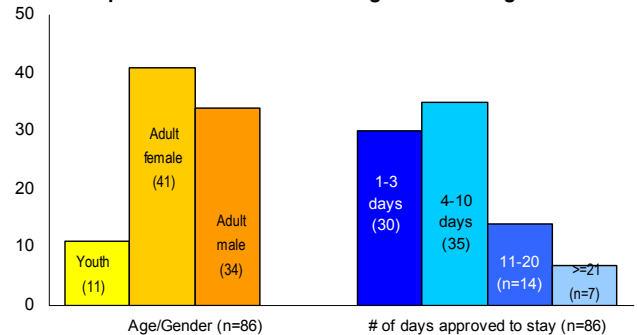
\* There were 755 bed days in August 2005 (Adult: 662, Youth: 93). Also, 303 were brought to psychiatric emergency hold, with a 8.6% commitment rate.

## Crisis Help Line Call Or Response Type: Aug. 2005



\* Each program classifies their calls differently. Some MH calls such as ongoing inpatient authorizations were not documented so they were not included in MH call type breakout.

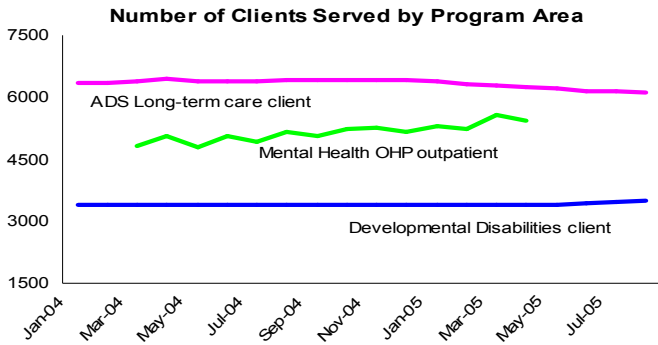
## Inpatient Admission/Discharge Profile: Aug. 2005



\* The 755 bed days in August 2005 represent a total of 86 discharges.

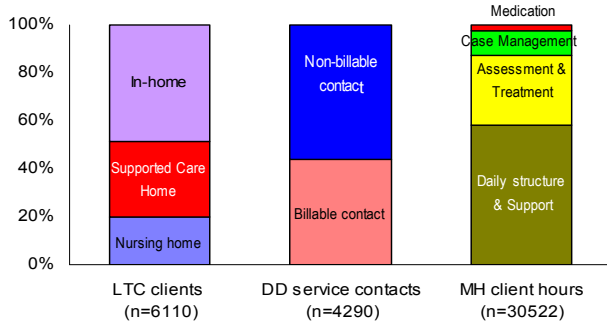
**Notes:** The August MH inpatient bed day per 1,000 Verity enrollees was up a little bit but the average bed day per discharge continued to drop from previous month. Health Dept. clinic visits increased, especially the visits to early childhood and school-based health services. There was a significant drop in calls to mental health crisis line while DV helpline calls increased. Slightly increase was noticed in WIC clients (252 more) and not much change in numbers of OHP and Verity clients.

## Clients and Case Management Services



\* Data for mental health services are four months behind due to the lag time required for processing the data reported by community treatment providers.

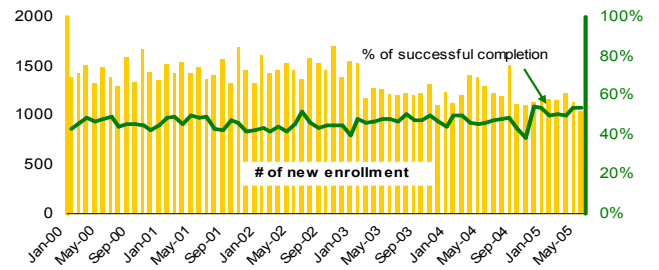
### Client or Service Type: Aug. 2005



\* The most recent available data for mental health client hours breakdown are used (Apr. 2005). 5432 outpatients had a total of 30522 hours--5.6 hr. on average.

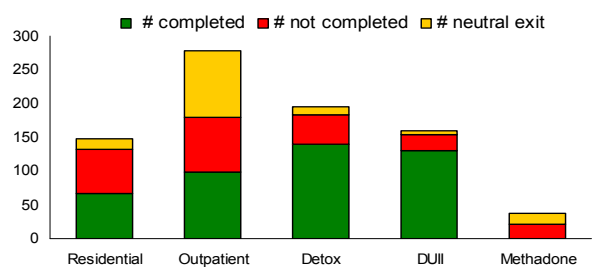
## Multnomah County Addictions Treatment

### A&D Treatment Enrollment & successful Completion



\* Based on the CPMS data received from the state. In May 2005, 1041 Tx episodes opened and 817 exited from the treatment with a 53.6% successful completion rate. The monthly data will change slightly with each update.

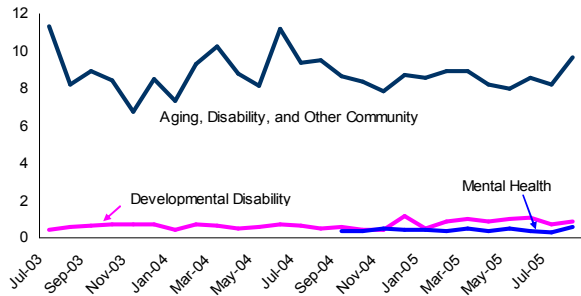
### A&D Treatment Exit Type by Modality: May 2005



Of 817 tx episodes ending in May 2005, 53.6% (n= 438) successfully completed programs, 28.5% (n= 233) failed to complete, and 17.9% (n=146) had neutral terminations. 'Neutral termination' includes 'fail to engage', 'not appropriate for further tx' and etc..

## Protective Services for Vulnerable Populations

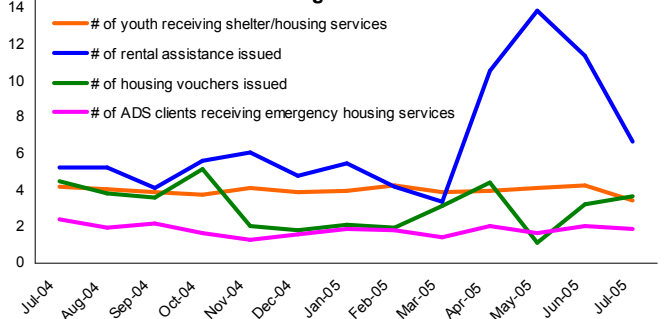
### Average Daily Protective Services Investigations Opened



\*Each program serves different populations. ADS is responsible for all protective investigations not covered by developmental disability and mental health services so they have the largest client base.

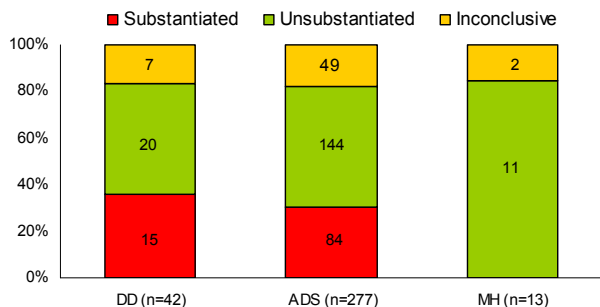
## Shelter & Emergency Housing Assistance

### Average Daily Rent Assistance, Shelter & Emergency Housing Services



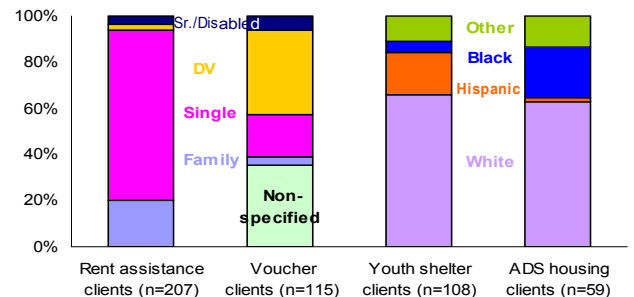
\* Data for homeless shelter & housing service have one month lag time.

### PS Investigation Cases Closed: Aug. 2005



\* Overall, 344 protective service investigation cases opened and 332 closed in August 2005. Of those closed, 30% were substantiated.

### Type of Homeless Clients Served: July 2005



\* A total of 489 clients were served in July 2005. The average age of youth served by the shelter & transitional housing service is 18.8. 52% are age 18 or under.

**Notes:** The daily average PS new investigations increased in August, as well as the total number of PS cases closed. However, the overall percentage of substantiated cases was unchanged (30%). After several months' spike, the number of rental assistance issued started to drop in August. Number of contacts to DD clients increased substantially in August, partially due to the better documenting.