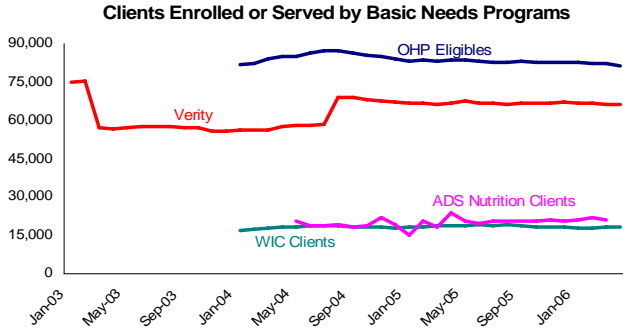


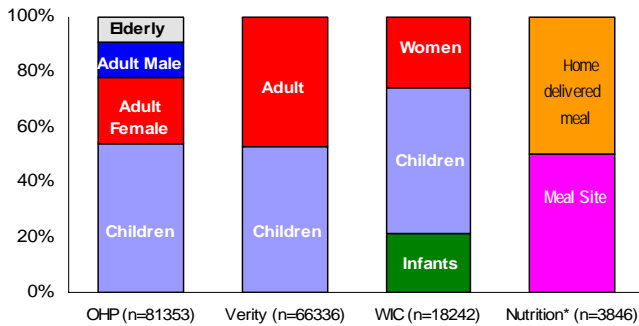
BASIC NEEDS PRIORITY BRIEF: APRIL 2006

Multnomah County Basic Needs Clients



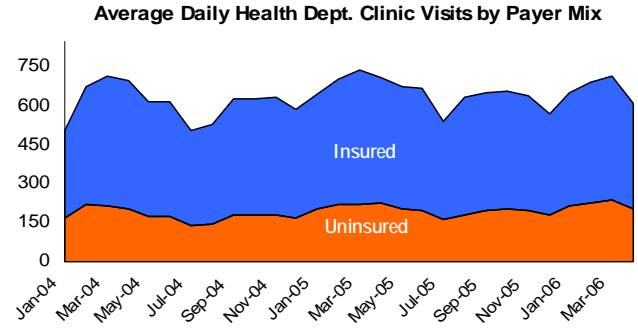
* Participation in OHP, Verity, WIC, and ADS nutrition service programs can be overlapped. Total ADS Data is unavailable for the Month of April.

Clients in Basic Needs Programs: April 2006



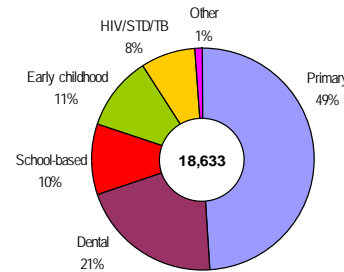
* ADS Food Stamp Data for April was unavailable at the time of printing.

Multnomah County Health Clinic Visits



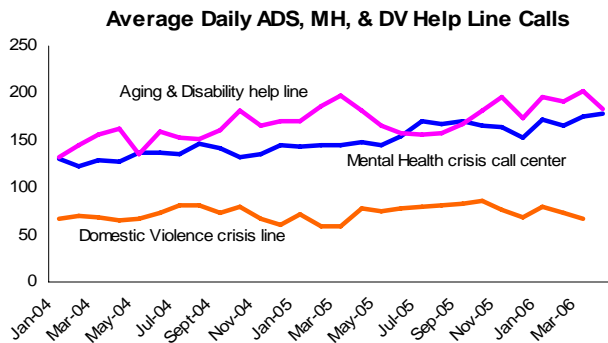
* April 2006 had a total of 611 average daily visits. Of those, 66% were insured and 34% were not insured.

Type of MCHD Clinic Visits: April 2006



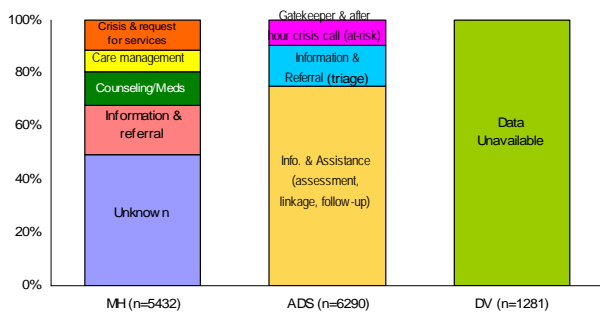
* The above data does not include pharmacy, immunization, and WIC visits. In addition, there were 3,069 clinic visits and lab tests conducted at County's adult correction facilities in Apr. 2006, with an average daily of 102. Juvenile correction health data were unavailable for the month.

Crisis Center & Helpline Calls

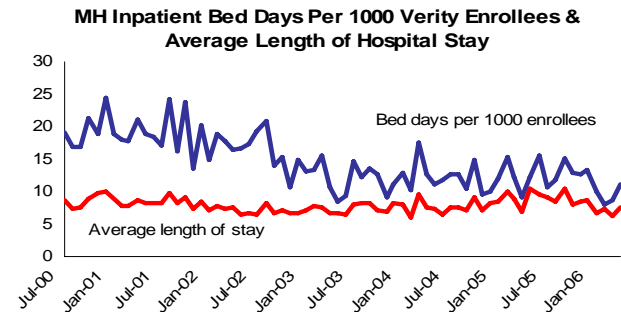


* Domestic Violence Crisis Call Data was unavailable for April.

Crisis Help Line Call Or Response Type: April 2006

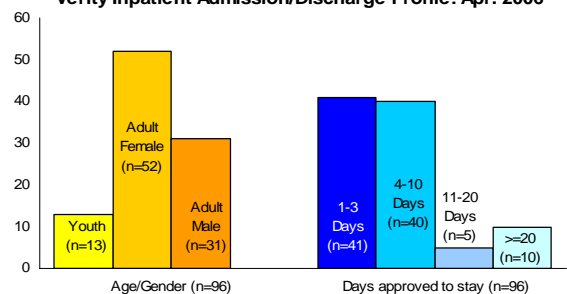


Mental Health Verity Inpatient Days



* There were 731 bed days in April 2006 (Adult: 671, Youth: 60).

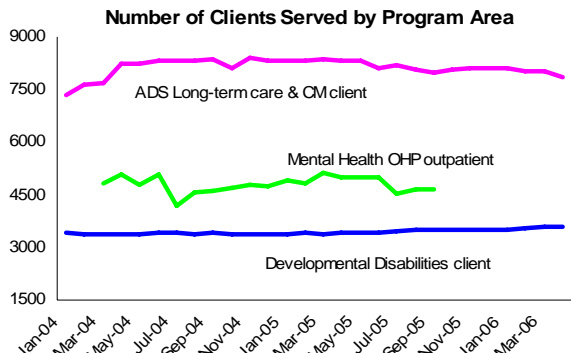
Verity Inpatient Admission/Discharge Profile: Apr. 2006



* The 731 paid bed days in April 2006 represent a total of 96 hospital discharges.

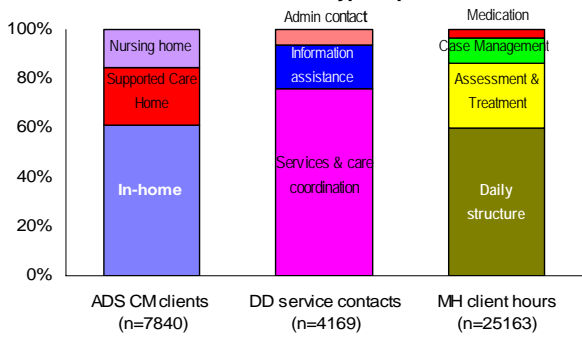
Notes: The average daily Health Clinic Visits decreased 14% from March. The average daily ADS help line calls decreased 10% and Mental Health Crisis help line calls showed a steady upward trend; however, DV Crisis Call data was unavailable for the month of April. The average daily inpatient bed days per 1000 Verity members increased to 11 from March's average of 8.7; and bed days per discharge increased to 7.6 from 6.2 in March.

Clients and Case Management Services



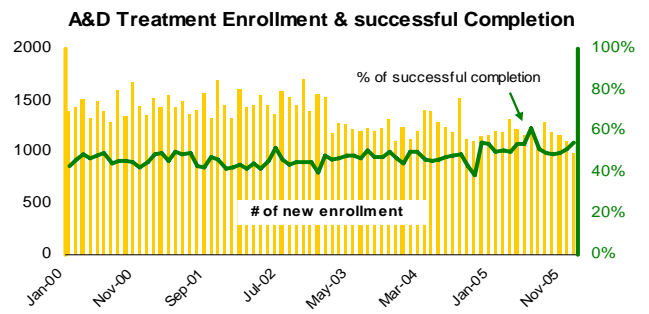
* Data for mental health outpatient services is temporarily unavailable due to database conversion issue.

Client or Service Type: April 2006



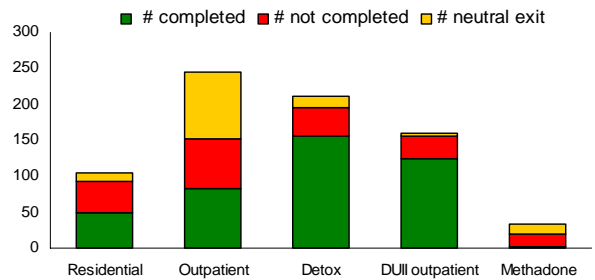
* The latest available mental health outpatient data (Sep. 2005) were used. In Sep. 2005, 4671 outpatients had a total of 25,163 hours--5.4 hours on average.

Multnomah County Addictions Treatment



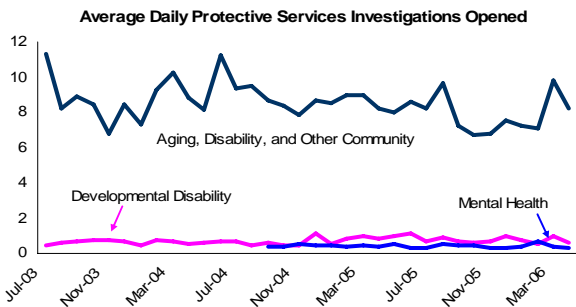
* Based on the CPMS data received from the state. In Dec. 2005, 990 Tx episodes opened and 756 exited from the treatment with a 54.5% successful completion rate. The monthly data will change slightly with each update.

A&D Treatment Exit Type by Modality: Dec. 2005



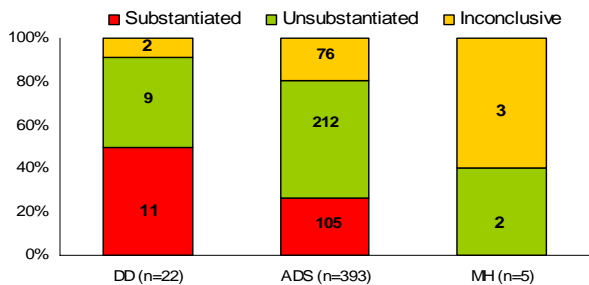
* Of 756 tx episodes ending in December 2005, 54.5% (n= 412) successfully completed programs, 26.6% (n= 201) failed to complete, and 18.9% (n=143) had neutral terminations. 'Neutral termination' includes 'fail to engage', 'not appropriate for further tx' and etc..

Protective Services for Vulnerable Populations



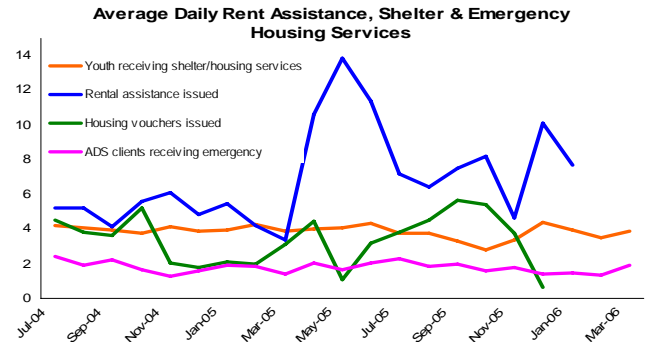
*Each program serves different populations. ADS is responsible for all protective investigations not covered by developmental disability and mental health services so they have the largest client base.

Investigation Case/allegation Closed: April 2006



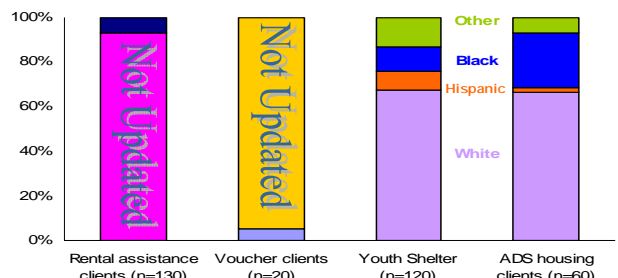
* Overall, 274 protective service investigation cases opened and 386 allegations closed in April 2006. Of those closed, 27.6% were substantiated (n=116). MH 'Unsubstantiated' cases include those that didn't meet the abuse definition.

Shelter & Emergency Housing Assistance



* Data for homeless shelter & housing services have one month lag time. Rental Assistance and Voucher data is currently unavailable.

Type of Homeless Clients Served: March 2006



* Not including rental assistance and voucher clients, 180 people received housing assistance services in Mar. 2006. The average age of youth who used shelter or transitional housing was 18.7.

Notes: The number of ADS clients showed a slight decrease of 2% in caseloads over March while DD clients continued their trend to increase. The total number of closed investigations increased 42% led by an increase in ADS cases. The daily average Youth Shelter population and homeless clients served by ADS increased slightly over February. Mental Health outpatient and part of homeless services data were still not available for the March update.