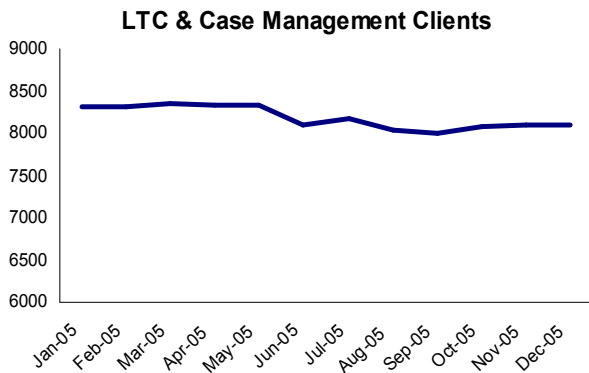


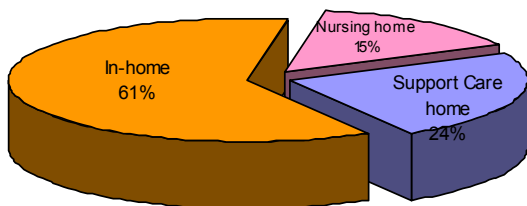
CY 2005 Multnomah County Aging & Disability Services (#007-06)

This data sheet summarizes 2005 statistics related to the County funded aging and disability services (ADS). The source data was submitted monthly by relevant departments or programs for the Basic Needs Brief. This summary does not include all ADS programs; only programs with available data were presented.

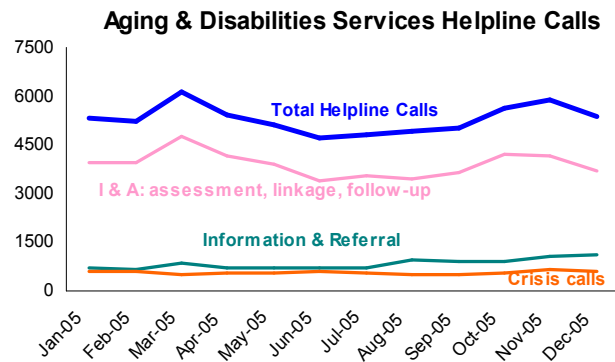
Long-term Care & Case Management. The monthly average of long-term care (LTC) and case management clients in 2005 was 8,186. The number of clients served monthly dropped slightly since June 2005. Of all LTC and case management clients, 15% were served in nursing home facilities, 24% stayed in support care homes, and 61% received in-home services. The percentage of clients receiving in-home care increased 2.8% over 2004.



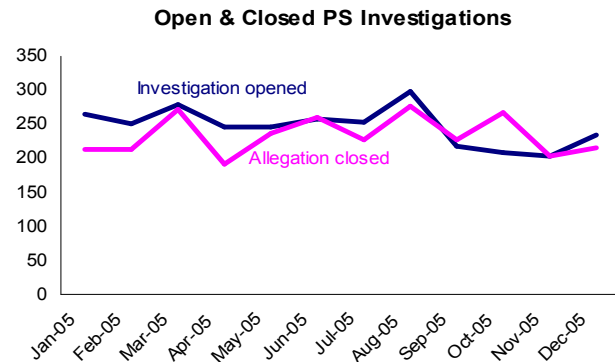
LTC & Case Management Client Type



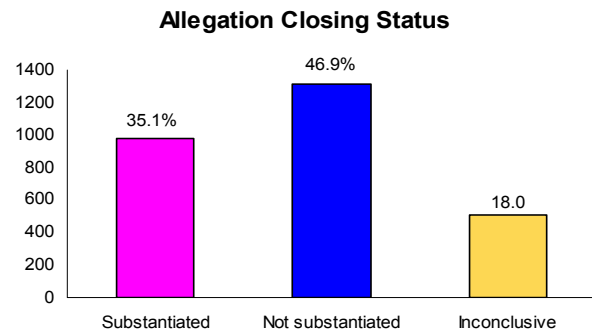
Aging & Disabilities Helpline Calls. The data presented includes central helpline calls as well as the district centers' information and assistance calls. In 2005, the ADS helpline received a total of 63,553 calls—a daily average of 174 calls. About 11% of those calls were urgent calls from gatekeepers or after-hour calls. Seventy-four percent were calls for information and assistance such as services linkage and follow-up. Front desk calls for information and referrals accounted for another 15%. The volume of ADS helpline calls substantially increased during October and November due to questions and/or help regarding the newly implemented Medicare Part D program.



Protective Services for Aging & Disabilities. ADS is responsible for all county protective investigations not covered by developmental disability and mental health service programs; therefore, they have a larger client base. A total of 2,961 abuse reports were received in 2005. All reports and allegations were subject to screening and investigation. On average, 8 new cases were opened each day in 2005.

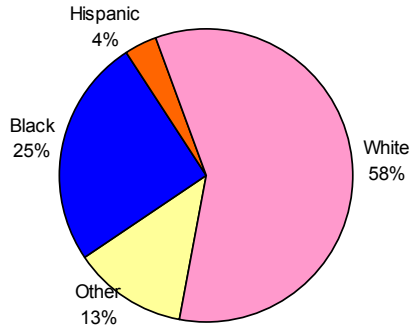


Meanwhile, there were 2,800 allegations closed in the same year (some cases had more than one allegation). Of the closed investigations, about 35.1% were found to be substantiated. The following chart shows the percentage of allegations closed in each category.



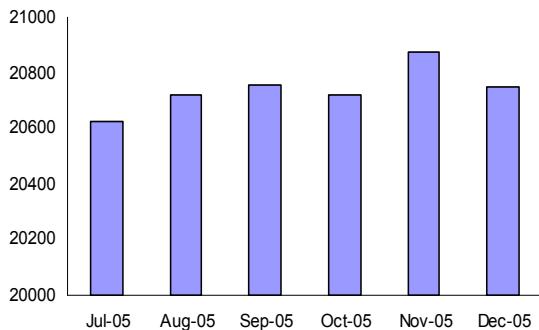
Emergency Housing & Nutrition Services. In 2005, at least 661 clients received emergency housing assistance from ADS (not including some seniors helped by housing and homeless programs from other departments). Based on the six month data, 58% of ADS emergency housing clients were White, 25% were Africa American, 4% were Hispanic, and 13% were other race/ethnicities or those whose race/ethnicity was unknown.

Clients Received Emergency Housing Assistance



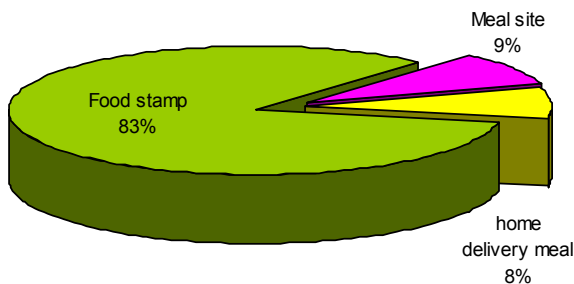
ADS also services people with disabilities and the elderly who have nutrition needs. The nutrition programs include food stamps, meals served at designated sites, and home delivered meals. The nutrition data has been collected since July 2005. The partial data is shown below:

Clients Received Nutrition Services



Of clients receiving nutrition services, 83.5% received food stamps, 8.7% had meals at meal sites, and 7.8% received home delivered meals. The distribution of service type changed little from month to month.

Type of Nutrition Services Clients Received



County Spending on Aging/Disabilities Programs.

Based on 2004 American Community Survey data, 10.4% of the Multnomah County population were 65 years and over (n=68,153), and 9.9% of them lived below federal poverty level in the past 12 months. Among the elderly population, about 50% were 75 years and over—an age group to be considered at risk of needing long term care. The County’s disabled population data were not available.

Multnomah County Elderly Population*			
	2004	2003	2002
65 years and over	10.4%	10.2%	10.3%
Households with one or more people 65 years and over	18.7%	18.1%	18.2%
>=65 below poverty level in the past 12 months	9.9%	11.7%	10.4%

*Data Source: American Community Survey (ACS).

The County approved approximately \$37 million for aging and disabilities services in FY2006. All funded ADS programs fall into the Basic Needs priority, which provide a range of accessible and quality services to assist older adults and persons with disabilities to live as independently as possible. The following table displays selected ADS programs and their FY2006 funding.

Programs	Total FY06 funding*	FTE
Long Term Care (LTC)	20,689,238	205.9
Community Access	7,243,769	15.7
Adult Protective Services	3,961,614	35
Safety Net ITAX	2,151,205	4.4
Adult Care Home Program	1,563,144	11.5
Public Guardian/Conservator	1,158,274	9.9
Elders in Action	158,140	0
Total	36,925,384	282.4

* Include both general and other funds.

Of the \$36 million in total funding, the County general fund accounted for 20.6% and other funds accounted for 79.4%. The programs supported mainly by general fund were Safety Net, Public Guardian and Adult Care Home. The non-general fund contributed significantly to Long-Term Care, Community Access, and Protective Services.

ADS Program Fund Distributions

