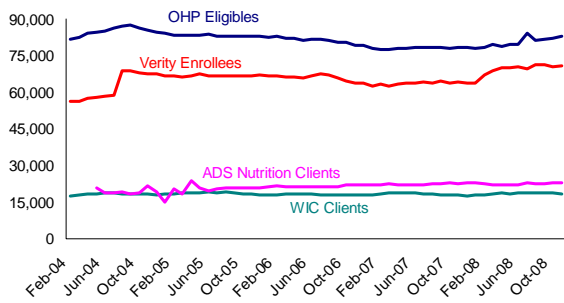


BASIC NEEDS PRIORITY BRIEF: NOVEMBER 2008

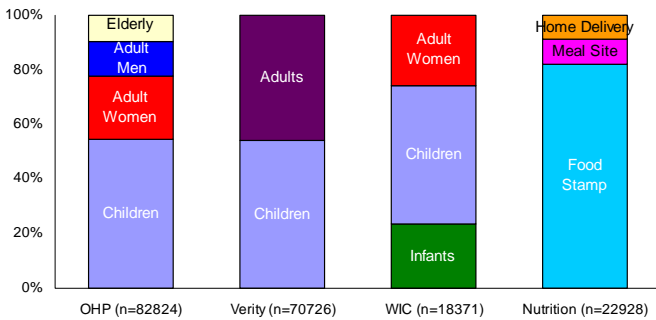
Multnomah County Basic Needs Clients

Clients Enrolled or Served by Basic Needs Programs



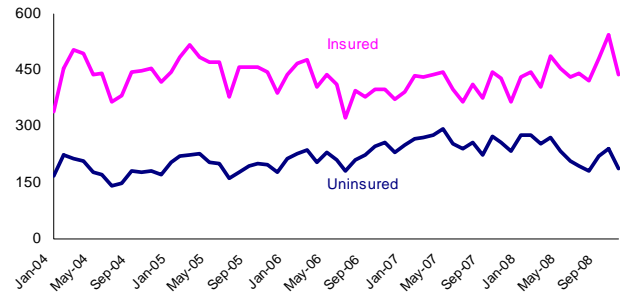
* Participation in OHP, Verity, WIC, and ADS nutrition service programs can overlap

Clients in Basic Needs Programs: November 2008



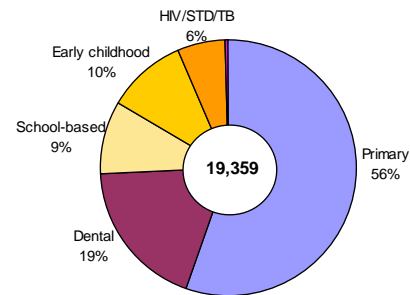
Multnomah County Health Clinic Visits

Average Daily Health Dept. Clinic Visits by Payer Mix



November 2008 had a total of 624 average daily visits. Of those, 70% were insured and 30% were not insured.

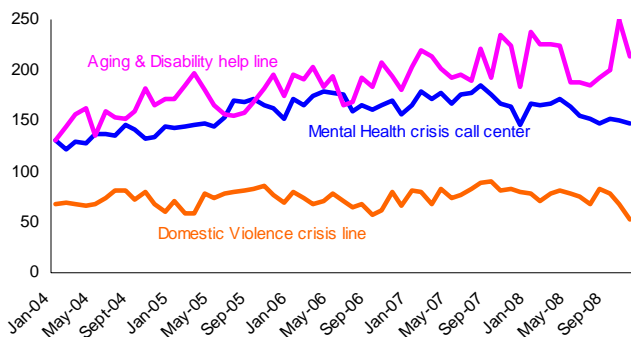
Type of MCHD Clinic Visits: November 2008



* The above data does not include pharmacy, immunization, or WIC visits. In addition, there were 3945 clinic visits and lab tests conducted at the County's correctional facilities in November 2008. The average number of daily correction health visits was 132.

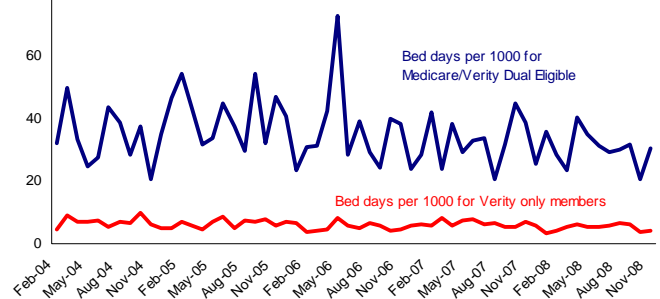
Crisis Center & Helpline Calls

Average Daily ADS, MH, & DV Help Line Calls



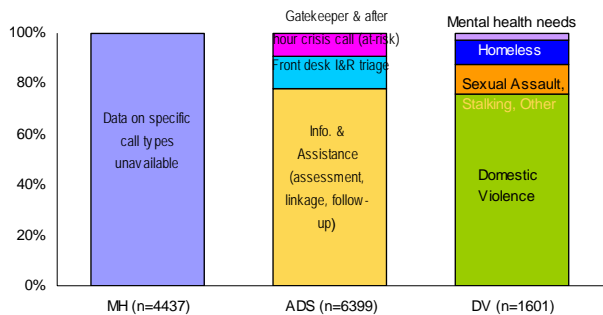
Mental Health Verity Inpatient Days

MH Inpatient Days Per 1000 Verity Members

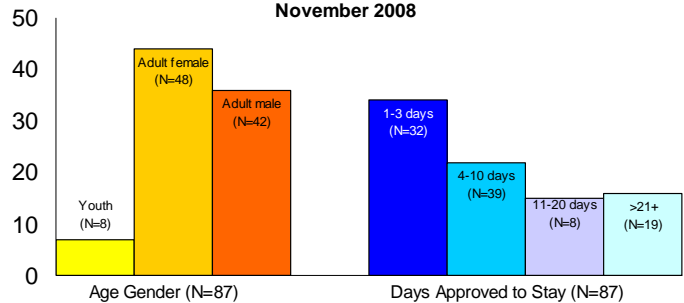


The County pays an average of \$4,200 per discharge for each Verity only inpatient stay and \$1,100 for Medicare/Verity dual eligibles. The November average length of stay per discharge is 9.84 days.

Crisis Help Line Call Or Response Type: November 2008



Verity Inpatient Admission/Discharge Profile: November 2008

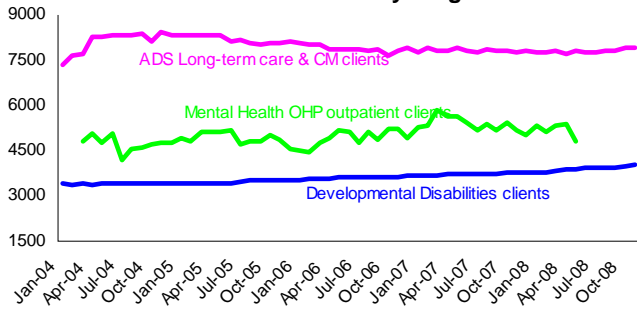


* The 610 paid bed days in November 2008 represent a total of 62 hospital discharges.

Notes: OHP data are from October: the State's Medicaid data system changed in December, so updated OHP data will not be available until the December Brief. November showed a 20% decrease in MCHD Clinic Visits (24312 in October), across all visit types; despite the decrease, total number of November visits was near the 12-month average (13584). Dual Eligible Verity bed days per 1000 members sharply increased in November, but again moved nearer to the 12-month average (30.66). Total paid Bed Days were also up, approximately 23% over October, though Verity only bed days were slightly down (increase was in Adult Medicare Primary).

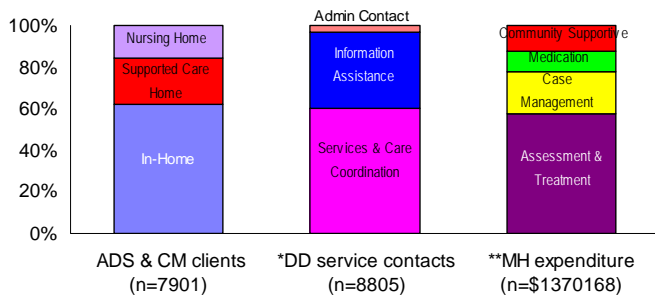
Clients and Case Management Services

Number of Clients Served by Program Area



*Mental Health data show a two month time lag as claims may be submitted up to four months after a visit. Monthly data will change slightly with each new update.

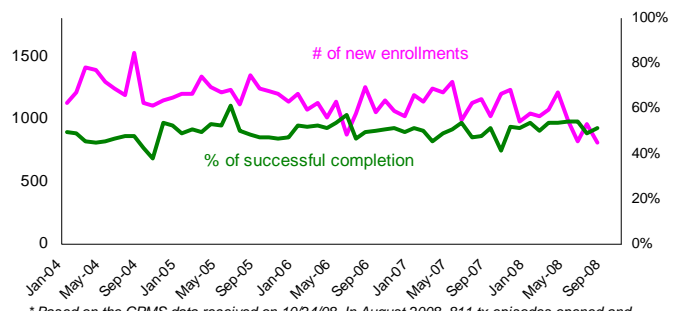
Client or Service Type: November 2008



* DD service contacts can now contain multiple services in one progress note.
** Mental Health expenditure data are from July 2008.

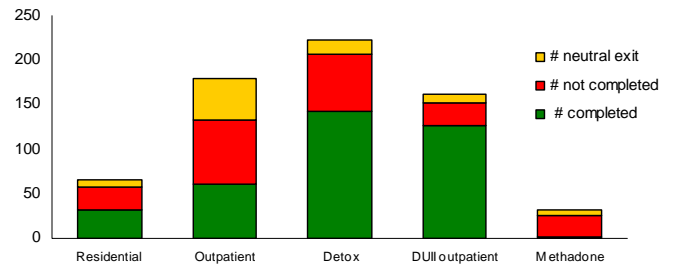
Multnomah County Addictions Treatment

A&D Treatment Enrollment & Successful Completion



* Based on the CPMS data received on 10/24/08. In August 2008, 811 tx episodes opened and 716 closed. The average successful treatment completion rate was 51% over the past 12 months. The monthly data will change slightly with each new update.

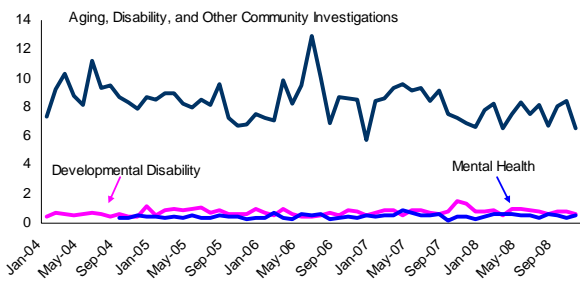
A&D Treatment Exit Type by Modality: June 2008



* Of 661 treatment episodes ending in June 2008, 55% (n=365) successfully completed programs, 32% (n=211) failed to complete, and 13% (n=85) had neutral terminations. All closed cases, no matter how they exited from treatments, were included in the denominator for calculating completion rates.

Protective Services for Vulnerable Populations

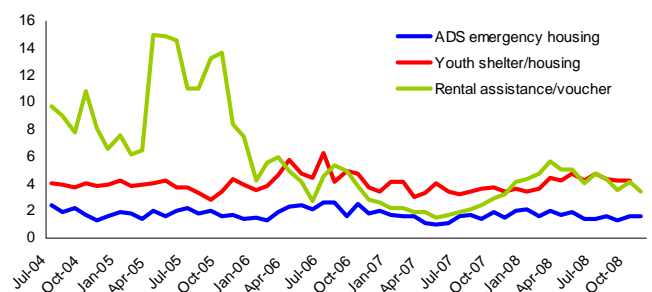
Average Daily Protective Services Investigations Opened



*Each program serves different populations. ADS is responsible for all protective investigations not covered by developmental disability and mental health services, so they have the largest client base.

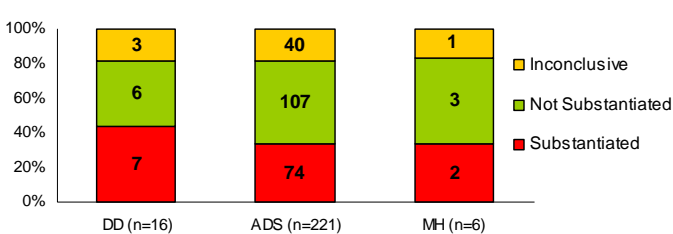
Shelter & Emergency Housing Assistance

Average Daily Clients Receiving Rental Assistance & Emergency Housing Services



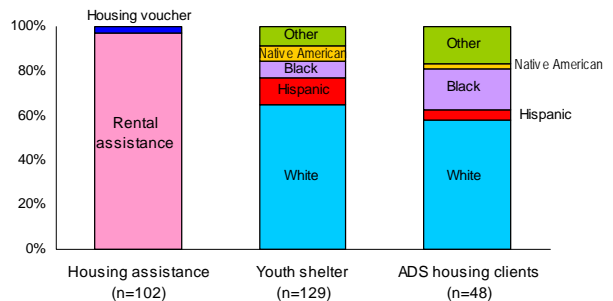
* Data for this chart have a one month lag time.

Investigation Case/Allegation Closed: November 2008



*Overall, 232 protective service investigation cases opened and 243 allegations closed in November 2008. Of those closed, 34.2% were substantiated (n=83). MH 'not substantiated' cases include those that didn't meet the abuse definition.

Homeless Clients Served: November 2008



* ADS client counts include individuals living in the same household as the applicant. 'Other' includes individuals whose demographics are unavailable or undocumented. For Youth Shelter data, 'Other' includes mixed races.

Notes: ADS Protective Services opened 25% fewer investigations in November compared to the previous month, the lowest number since December 2006 and the second-lowest since data collection began. Housing assistance clients dropped in November, mainly in rental assistance, yielding the lowest level since November 2007.