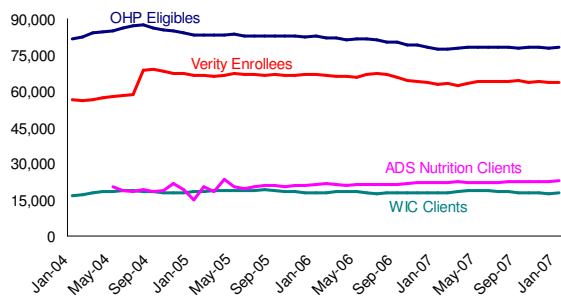


BASIC NEEDS PRIORITY BRIEF: JANUARY 2008

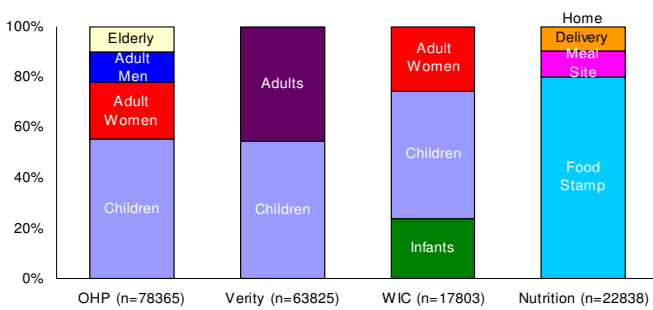
Multnomah County Basic Needs Clients

Clients Enrolled or Served by Basic Needs Programs



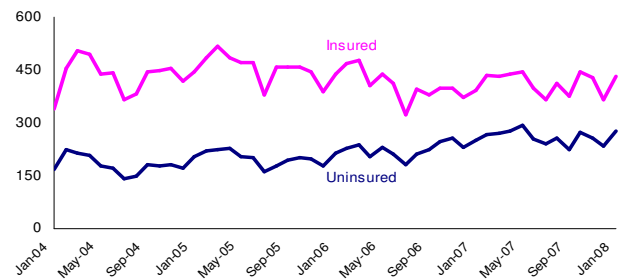
* Participation in OHP, Verity, WIC, and ADS nutrition service programs can overlap.

Clients in Basic Needs Programs: January 2008



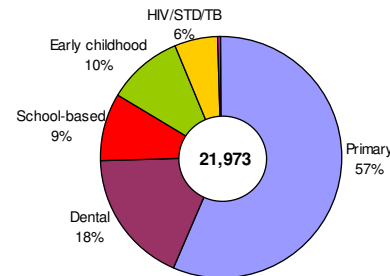
Multnomah County Health Clinic Visits

Average Daily Health Dept. Clinic Visits by Payer Mix



January 2008 had a total of 709 average daily visits. Of those, 61% were insured and 39% were not insured.

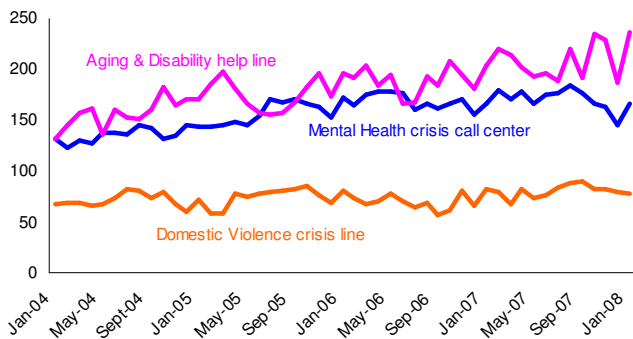
Type of MCHD Clinic Visits: January 2008



* The above data does not include pharmacy, immunization, and WIC visits. In addition, there were 3,238 clinic visits and lab tests conducted at the County's correctional facilities in January 2008. The average number of daily correction health visits was 104.

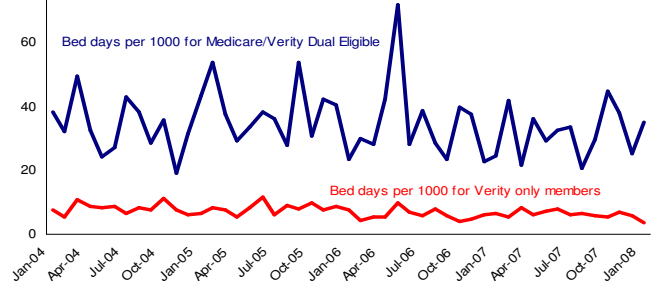
Crisis Center & Helpline Calls

Average Daily ADS, MH, & DV Help Line Calls



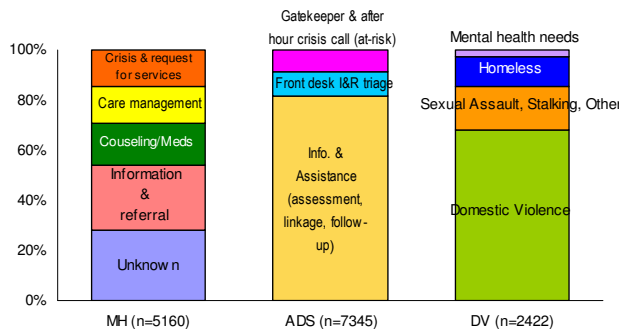
Mental Health Verity Inpatient Days

MH Inpatient Days Per 1000 Verity Members

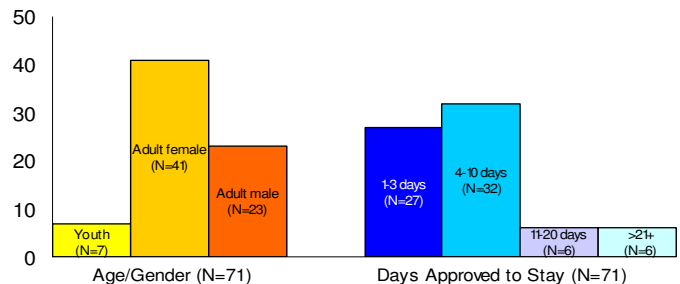


The County pays an average of \$4,200 per discharge for each Verity only inpatient stay and \$1,100 for Medicare/Verity dual eligibles. The January average length of stay per discharge is 8.4 days.

Crisis Help Line Call Or Response Type: January 2008



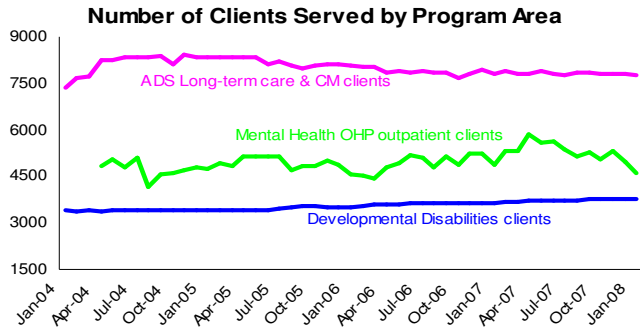
Verity Inpatient Admission/Discharge Profile: January 2008




* The 599 paid bed days in January 2008 represent a total of 71 hospital discharges.

Notes: The number of County Health Clinic visits increased in January over December for both insured and uninsured patients. The number of ADS Help Line calls is the highest on record (since January 2004) due to an increase in after hours (crisis) calls, veteran services calls, and calls to all district centers. The number of bed days per 1000 for mental health Medicare/Verity dual eligible patients increased over last month. Fewer youth and women were admitted under Verity compared to last month, and the lengths of stays were shorter.

Clients and Case Management Services

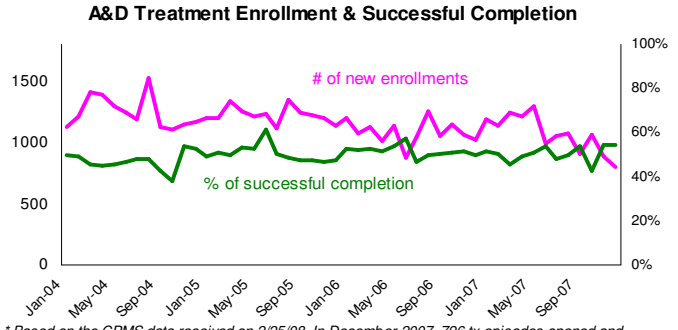


*Mental Health data show a one month time lag as claims may be submitted up to four months after a visit. Monthly data will change slightly with each new update.

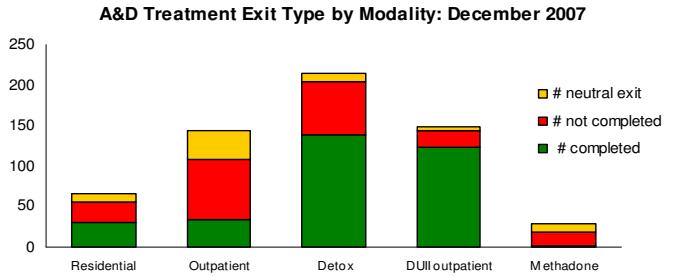


* DD service contacts can now contain multiple services in one progress note.
** Mental Health expenditure data are from November 2007.

Multnomah County Addictions Treatment



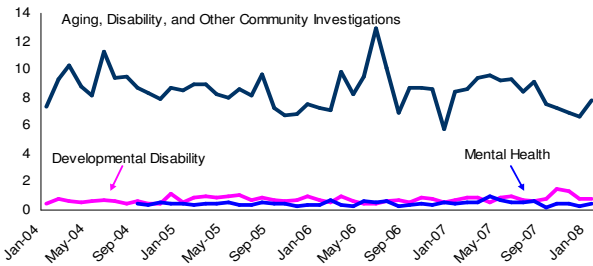
* Based on the CPMS data received on 2/25/08. In December 2007, 796 tx episodes opened and 602 closed. The average successful treatment completion rate was 50.3% over the past 12 months. The monthly data will change slightly with each new update.



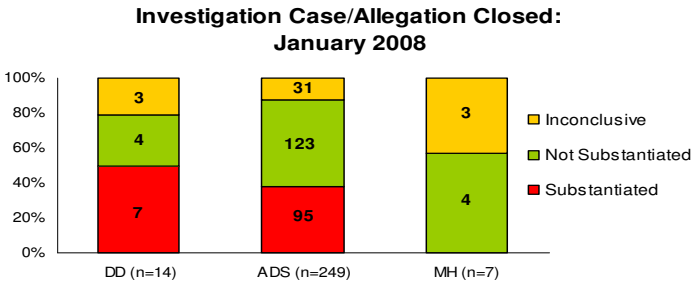
* Of 602 tx episodes ending in December 2007, 54.3% (n=327) successfully completed programs, 33.7% (n=203) failed to complete, and 12% (n=72) had neutral terminations. 'Neutral termination' includes 'fail to engage', 'not appropriate for further tx' and others.

Protective Services for Vulnerable Populations

Average Daily Protective Services Investigations Opened



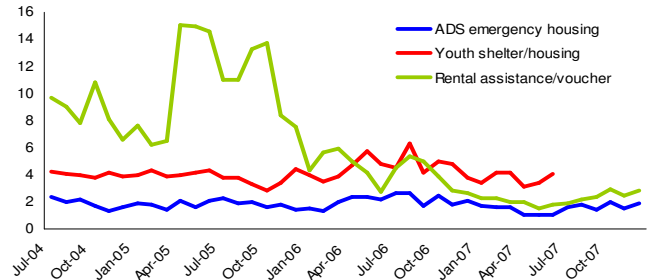
*Each program serves different populations. ADS is responsible for all protective investigations not covered by developmental disability and mental health services, so they have the largest client base.



* Overall, 282 protective service investigation cases opened and 270 allegations closed in January 2008. Of those closed, 37.8% were substantiated (n= 102). MH 'not substantiated' cases include those that didn't meet the abuse definition.

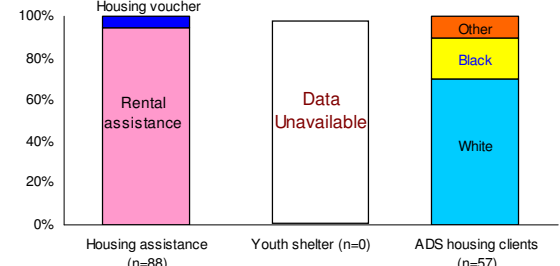
Shelter & Emergency Housing Assistance

Average Daily Clients Receiving Rental Assistance & Emergency Housing Services



* Data for this chart have one month lag time. The number of clients served by youth shelter and housing is temporarily unavailable due to a technical system change.

Homeless Clients Served: December 2007



* Youth shelter data are temporarily unavailable. ADS client counts include individuals living in the same household as the applicant. 'Other' includes individuals whose demographics are unavailable or undocumented.

Notes: The number of mental health OHP outpatient clients continues to decrease, and is the lowest since February 2006. The number of developmental disability (DD) service contacts is the highest on record (since June 2005), and can be explained by increases in documentation due to more non-case management staff (i.e., program development specialists and protective service investigators). The number of new enrollments in alcohol and drug treatment decreased and is the lowest since June 2005, while the percent of successful completions has increased over the past two months and is the highest since June 2006. The number of average daily protective services investigations opened for ADS clients increased from last month; however, there were fewer substantiated cases that closed among all groups. The number of rental assistance/voucher and ADS emergency housing clients also increased compared to the previous month.