


Funding the Benchmarks

Good Government Benchmark Analysis
Multnomah County, Oregon



Department of Support Services

MARCH 1999

www.co.multnomah.or.us/budget/eru/index.htm

Funding the Benchmarks

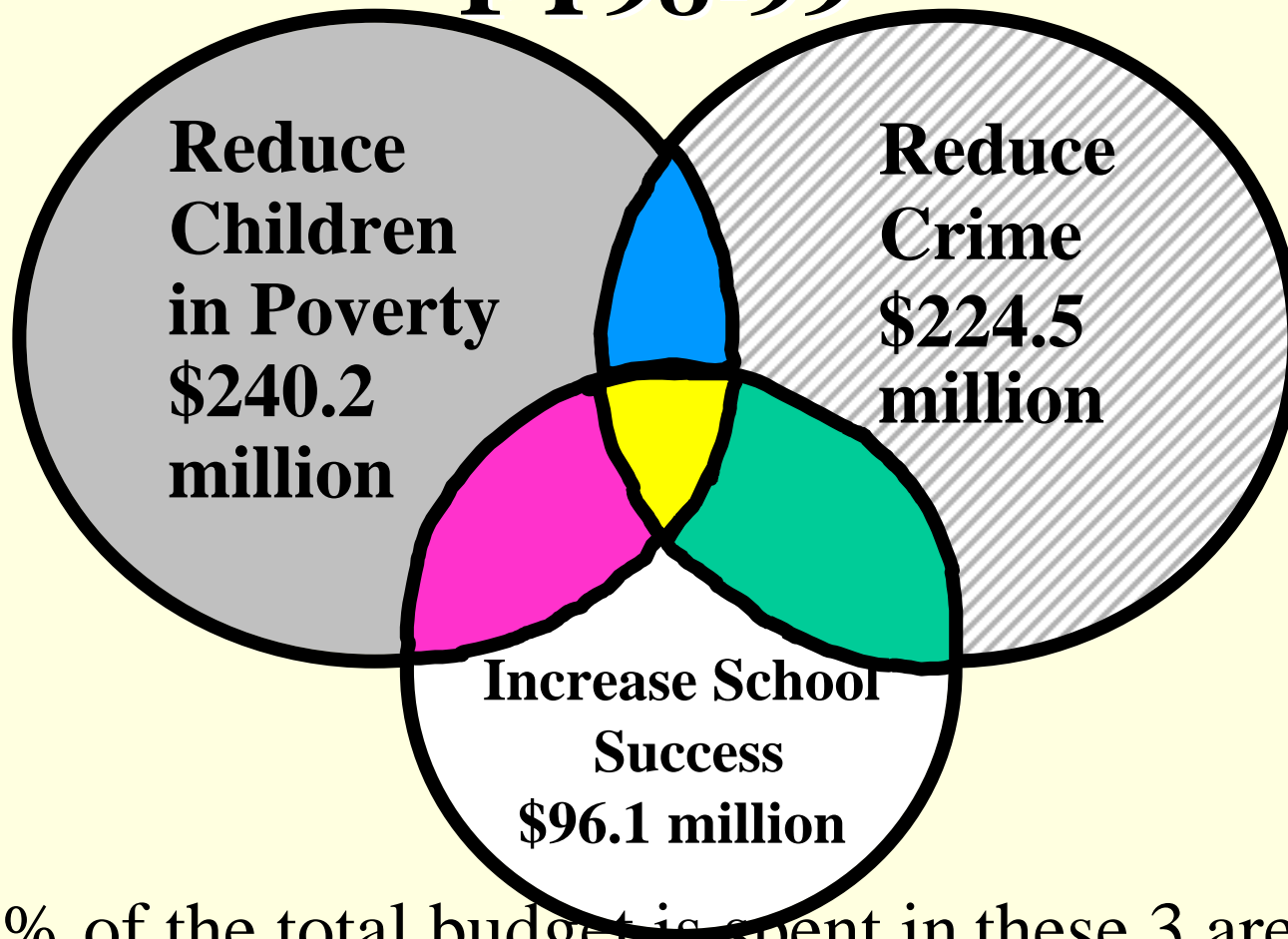
A Presentation to the Multnomah
County Board of Commissioners

prepared by Budget & Quality Office,
Department of Support Services

March 16, 1999



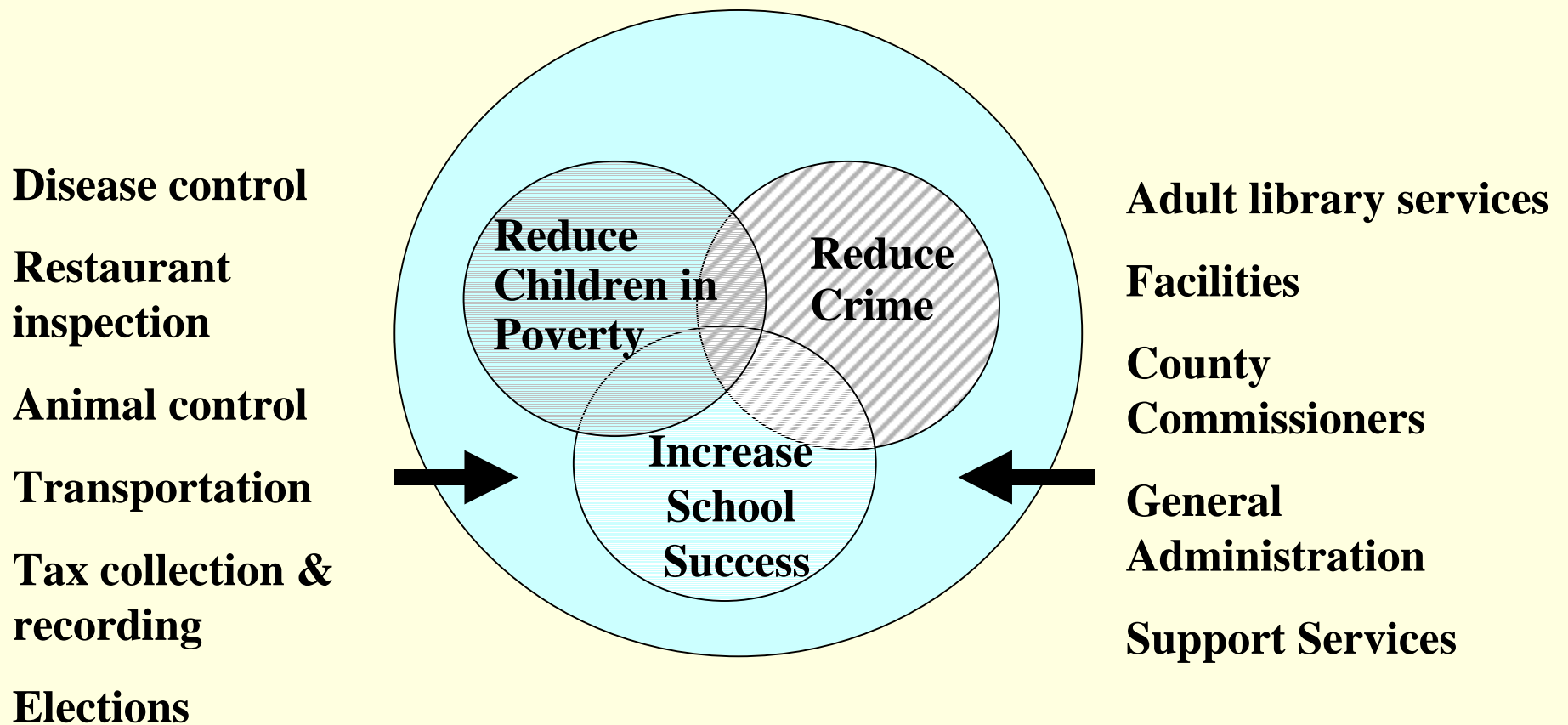
Long-Term Benchmark Funding FY98-99



50% of the total budget is spent in these 3 areas;
75% of the general fund is spent in these 3 areas

Evaluation/Research Unit, Multnomah County Oregon March 16, 1999

Programs Not Directly Linked to Long-Term Benchmarks



Reducing Children in Poverty

Programs which primarily
serve the poor

**\$240.2 million total funds;
\$61.6 million general fund;
24% of the GF**

Family Centers

Community Action programs

Mental health

**Most County provided
alcohol & drug treatment**

Developmental Disability Services

Aging & Disability Services

Health care

Teen pregnancy

**Programs which supervise criminal
justice offenders & teach job skills**

**Strategic Investment Program--
workforce development**

Reducing Crime

District Attorney

Dept. of Community Justice

Sheriff's Office

Protective services functions

**Most County provided alcohol
& drug treatment**

Domestic violence programs

**Prevention programs including early
childhood development & youth
intervention programs**



Reduce Crime

**\$224.5 million total funds;
\$131.5 million general funds;
51% of the GF**

Increasing School Success

Early childhood development

Youth investment programs

Library programs for children

Delinquency prevention

Health care for children

Mental health care for children

Juvenile Justice programs

School Attendance Initiative

Caring Community

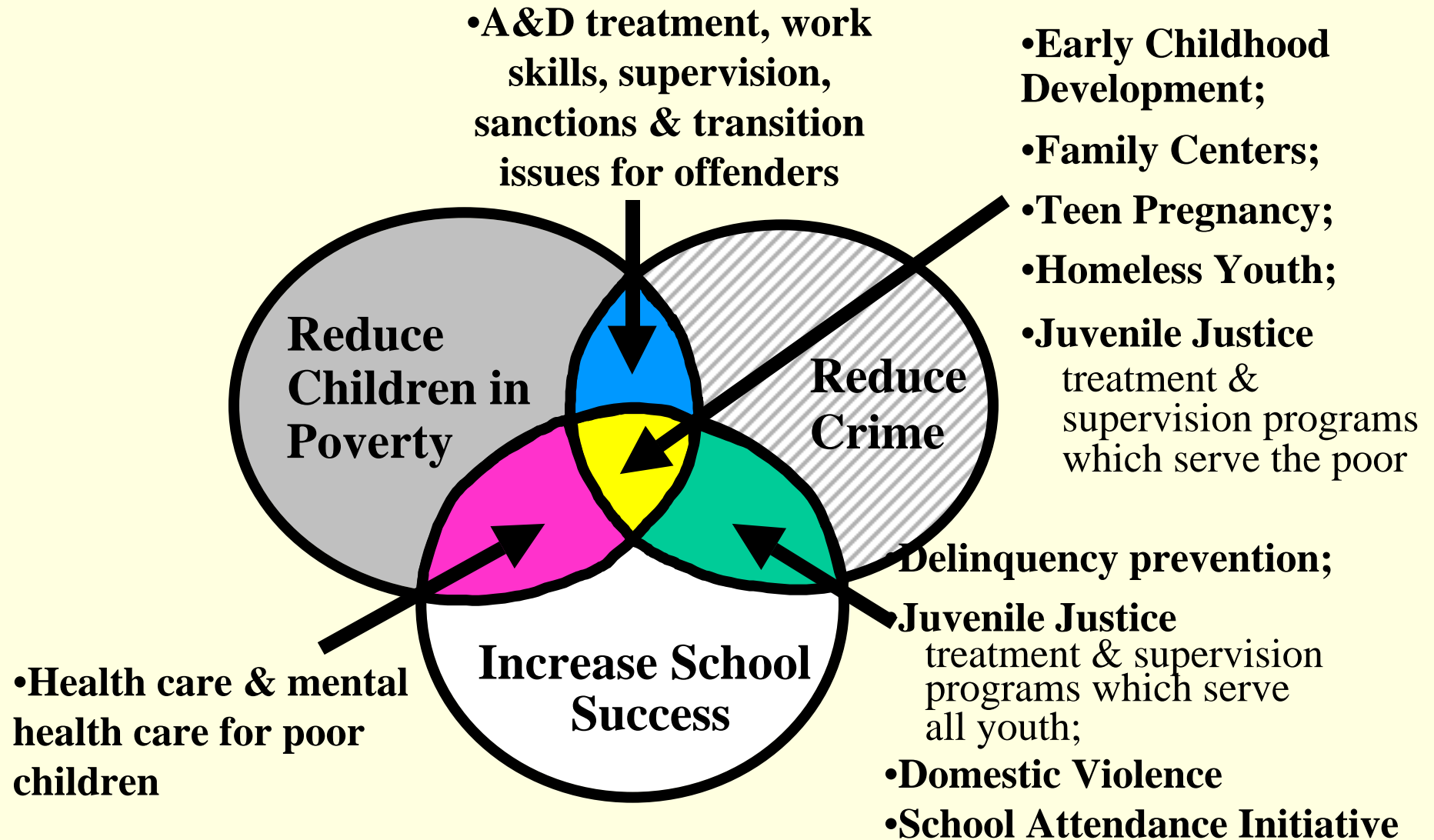
Domestic violence programs

**Take the Time Campaign (youth asset survey,
mini-grants and collaboration grants)**

Increase School Success

**\$96.1 million total funds;
\$59.1 million general fund;
23% of the GF**

Overlap-- Potential High Leverage Points



Challenges

- **Better understanding of community trends and their inter-relationships**
- **Better understanding of our service system**
- **Better focus and coordination of existing services**
- **Limited high-leverage investments in an era of funding restraint**
- **Improving system accountability**