


# **Multnomah County Public Safety: A Brief Review of National, State and Local Crime Trends**

Reducing Crime Benchmark Analysis  
Multnomah County, Oregon



Department of Support Services

**MARCH 1999**

# MULTNOMAH COUNTY PUBLIC SAFETY:

## A BRIEF REVIEW OF NATIONAL, STATE AND LOCAL CRIME TRENDS

**WORKING PAPER, MARCH 1999 DRAFT**  
**Prepared by Matt Nice,**  
**Evaluation/Research Unit**

**BUDGET & QUALITY OFFICE**  
**DEPARTMENT OF SUPPORT SERVICES**  
**MULTNOMAH COUNTY, OREGON**

## Summary Review

- U.C.R. data indicates the number of Index Crimes (both offenses & arrests) has been declining at the national, state, & county levels for several years (see Figure 1 & Figure 2)
- Oregon L.E.D.S. data indicates Multnomah County arrests for Property and Person-to-Person crimes have been declining since 1995 (see Figure 3)
- Multnomah County arrests for Behavioral crimes (arrests) have been steadily increasing since 1990 (see Figure 3)
- Increases in Multnomah County Behavioral crimes (arrests) have been driven primarily by Drug Law violations- possession, manufacture, distribution (see Figure 3 & Figure 4)
- Multnomah County Drug Law arrests (not including D.U.I.I. or Liquor Law violations) totaled 1313 in 1985 and rose to 5677 in 1996 (see Figure 4)
- The majority Multnomah County Drug Law arrests are Adults (18+)
- A.D.A.M. data for Multnomah County estimates that more than 71% of adult (21+) males and 77% of adult (21+) females test positive for drugs (not including alcohol)
- A.D.A.M. data found that those testing positive for cocaine or opiates averaged 3 prior arrests within the previous 12 months
- A.D.A.M. data finds positives for at least one drug has increased 5.4% for males and 3.6% for females from 1996 – 1997
- Results from a 1992 study (CALDATA) found that for every \$1 spent on substance abuse treatment, an average of \$7 was saved (4:1 for residential and 10:1 for outpatient)
- Results from a 1994 RAND study found that substance abuse treatment is 7 times more cost-effective in reducing cocaine use than law enforcement
- Results from a 1996 Oregon OADAP study found a \$5.60 savings in avoided costs for every \$1 spent on substance treatment
- An estimate of the advantages of expanding Multnomah County's Drug Court (S.T.O.P.) program suggests a savings of nearly \$5500 per substance abusers (an estimated \$1.1 million dollars for 200 abusers)

### Terms:

U.C.R.- Federal Bureau of Investigation's Unified Crime Report

Index Crimes- Eight crimes (4 violent & 4 property) reported in the UCR

L.E.D.S.- Oregon's Law Enforcement Data System

D.U.I.I.- Driving while under the influence of intoxicants

A.D.A.M.- Arrestee Drug Abuse Monitoring Program (previously DUF)

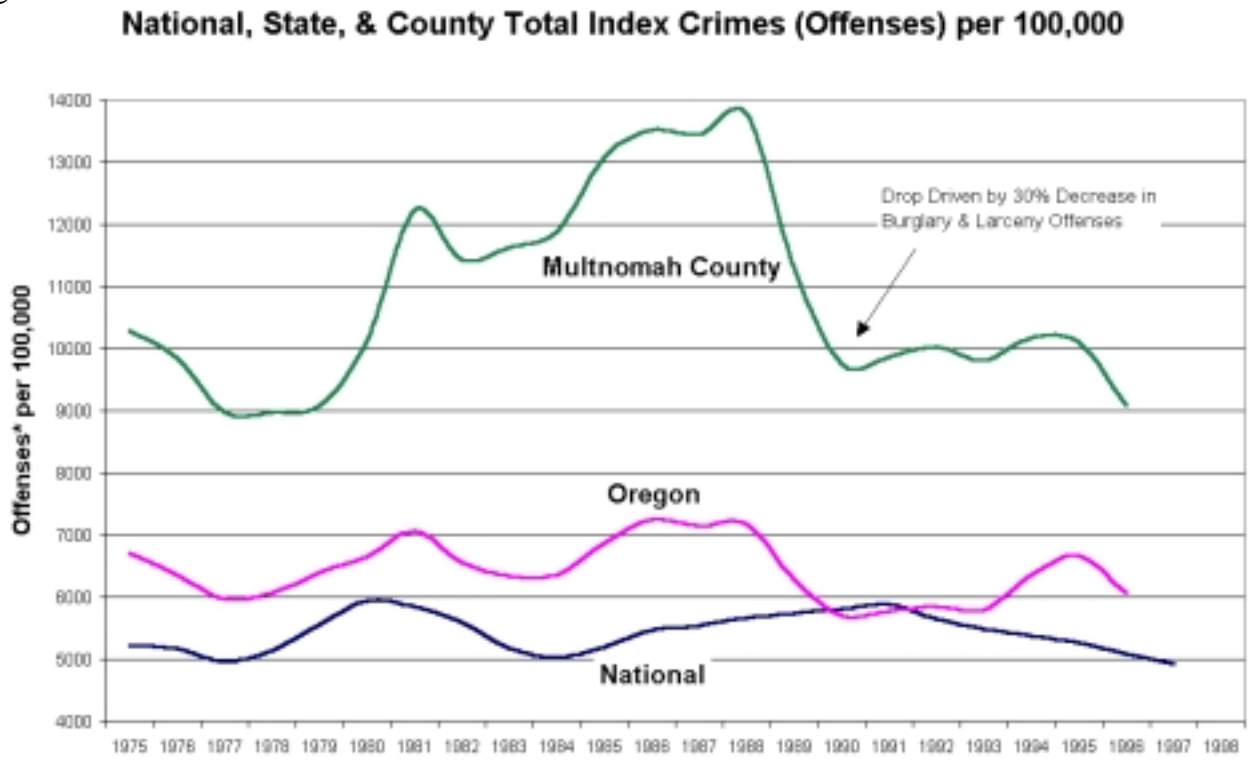
CALDATA- Research by the California Department of Alcohol & Drug Programs

RAND- The RAND Corporation (Drug Policy Research Center)

S.T.O.P.- Sanctions, Treatment, Opportunity, Progress, a Multnomah County drug diversion program

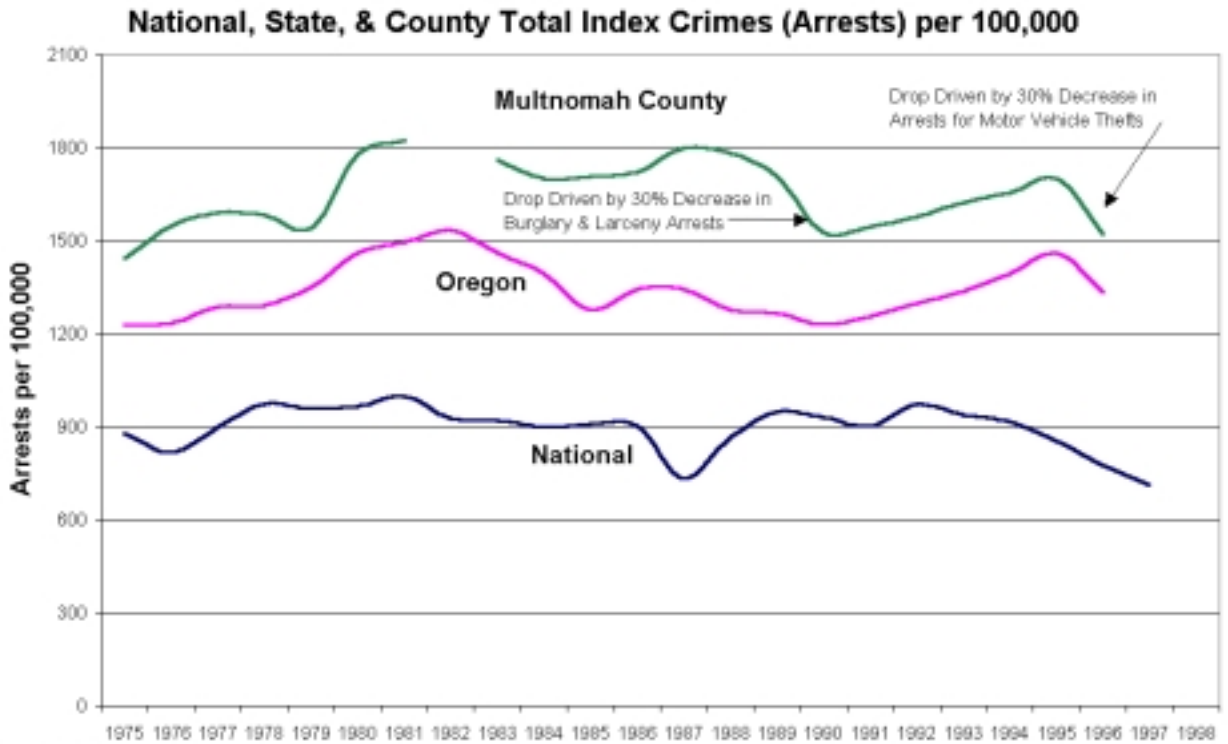
OADAP- Oregon's Office of Alcohol & Drug Abuse Programs

Figure 1



Total Index Crimes are based on the 4 violent crimes (murder, rape, robbery, & aggravated assault) and 4 property crimes (burglary, larceny, motor-vehicle theft, & arson) as defined by the FBI Uniform Crime Report. Offenses refers to crimes committed (not arrests) and are standardized per 100,000 persons.  
 Source: LECS & Uniform Crime Report

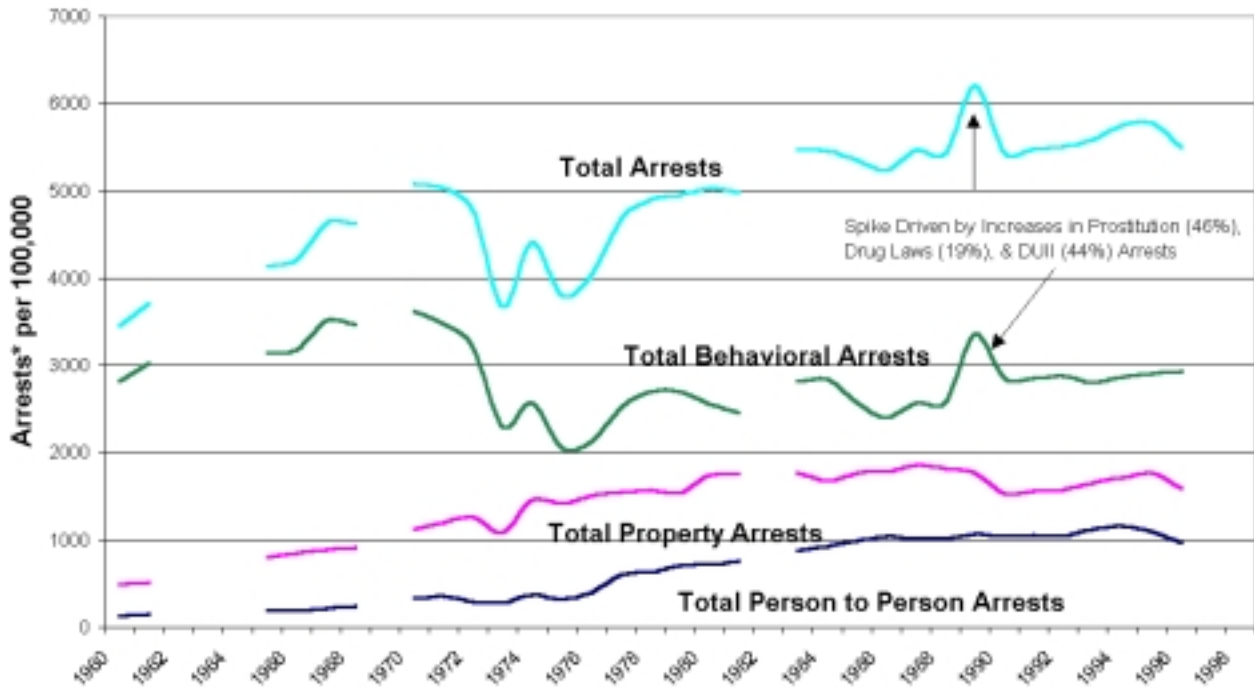
Figure 2



Total Index Crimes are based on the 4 violent crimes (murder, rape, robbery, & aggravated assault) and 4 property crimes (burglary, larceny, motor-vehicle theft, & arson) as defined by the FBI Uniform Crime Report. Arrests refers to those persons apprehended and are standardized per 100,000 persons.  
 Source: LECS & Uniform Crime Report

Figure 3

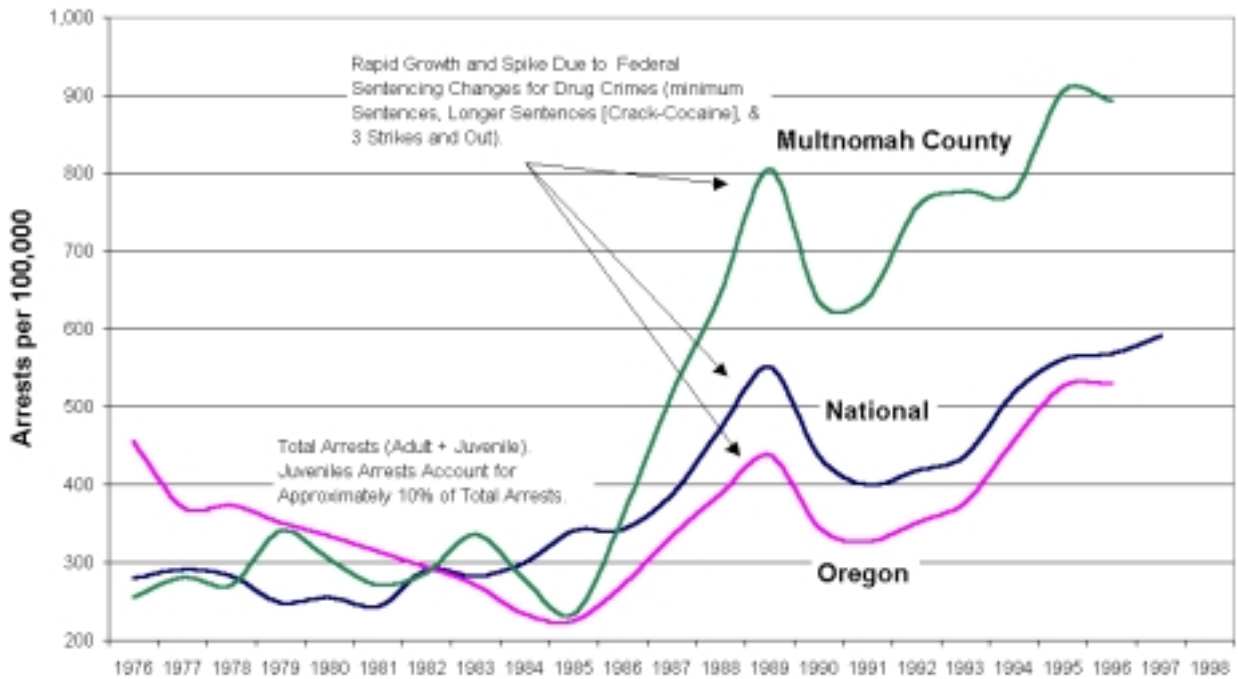
### Multnomah County Total Arrests by Type per 100,000



Total arrests refers to all arrests (not an offense) made in Multnomah County and is standardized per 100,000 persons.  
Source: LEDS

Figure 4

### National, State, & Local Primary Drug Arrests per 100,000



Primary drug arrests refers to the most serious charge for which an offender is charged. Arrests are standardized per 100,000 persons.  
Source: LEDS & Uniform Crime Report

## References

*ADAM: 1997 report on adult and juvenile arrestees.* U.S. Department of Justice: Office of Justice Programs, 1997.

*Controlling cocaine: Supply vs. demand programs.* RAND Corporation Drug Policy Research Center, 1994.

*Crime in the U.S.: The uniform crime report.* U.S. Department of Justice, 1997.

*Evaluating recovery services: The California drug and alcohol treatment assessment (CALDATA).* California Department of Alcohol and Drug Programs, 1994.

Finigan, M. (1996). Societal outcomes & cost savings of drug & alcohol treatment in the state of Oregon. *Oregon Office of Alcohol and Drug Abuse Programs.*

Finigan, M. (1998). An outcome program evaluation of the Multnomah County S.T.O.P. drug diversion program. *Multnomah County Department of Community Corrections.*

Finigan, M. (1998). Estimates of the advantages of expanding the S.T.O.P. program. *Northwest Professional Consortium.*

*Law Enforcement Data System (LEDS).* Oregon Uniform Crime Reporting, 1998.