

MULTNOMAH COUNTY

Primary City: PORTLAND



2000 Adult Male Program Findings

(Male findings are weighted and represent probability-based sampling.)

Facilities in Sample: 1 Interview Refusal Rate: 25.9%
 Other County Facilities: 0 Urine Refusal Rate: 7.2%
 Sample Size: 1519
 Total Bookings during Annual Data Collection: 3883

Age of Male Booked Arrestees (%)						
Estimated Population	<21	21-25	26-30	31-35	36+	Unknown
3,883	11.1%	15.4%	17.8%	15.8%	39.9%	0.0%

Race of Male Booked Arrestees (%)				
Black	White	Hispanic	Other	Unknown
25.8%	66.0%	5.0%	3.0%	0.3%

Percent Male Positive for Drugs

	Total Percent Positive		Percent Positive by Drugs and Age					Percent Positive by Drugs and Race					
		Confidence Interval**	<21	21-25	26-30	31-35	36+	Unknown	Black	White	Hispanic	Other	Unknown
Any Drug***	64.3%	(+/- 4 %)	59.2%	64.0%	68.1%	78.0%	58.6%	0.0%	69.4%	65.2%	39.6%	45.4%	67.1%
Cocaine	21.9%	(+/- 4 %)	12.0%	9.7%	15.6%	30.5%	29.2%	0.0%	42.9%	14.2%	24.8%	4.0%	34.2%
Marijuana	35.6%	(+/- 4 %)	46.2%	50.4%	45.7%	37.7%	21.1%	0.0%	36.4%	37.5%	16.2%	25.3%	0.0%
Heroin	14.1%	(+/- 3 %)	8.1%	11.1%	14.3%	11.2%	18.1%	0.0%	8.3%	16.1%	14.7%	21.0%	0.0%
Methamphetamine	21.4%	(+/- 4 %)	15.3%	22.7%	25.3%	24.4%	19.5%	0.0%	0.9%	30.5%	3.9%	28.2%	32.9%
PCP	0.3%	(+/- 0 %)	0.0%	0.0%	0.6%	1.0%	0.0%	0.0%	1.0%	0.0%	0.0%	0.0%	0.0%
Multiple Drug	24.6%	(+/- 3 %)	19.3%	24.2%	25.3%	24.0%	26.2%	0.0%	18.1%	28.1%	16.6%	20.7%	0.0%

Percent Male Positive for Drugs by Offense Category

	Percent Violent	Percent Property	Percent Drug	Percent Domestic Violence	Percent Driving While Intoxicated	Percent Other	Unknown
Any Drug***	53.4%	75.0%	80.6%	49.3%	70.3%	61.7%	29.9%
Cocaine	15.1%	27.8%	29.8%	15.6%	9.7%	19.3%	29.9%
Marijuana	34.7%	33.9%	45.9%	31.6%	53.5%	33.6%	13.9%
Heroin	7.8%	20.3%	22.0%	5.2%	9.2%	13.5%	0.0%
Methamphetamine	17.2%	25.7%	29.4%	9.2%	15.9%	18.9%	0.0%
PCP	0.0%	0.7%	0.0%	0.0%	0.0%	0.3%	0.0%
Multiple Drug	18.4%	29.6%	41.6%	10.5%	18.0%	18.8%	13.9%

* ADAM is a program of the National Institute of Justice, the research arm of the U.S. Department of Justice.

** The use of weighted data allows for the computation of confidence intervals. The confidence interval provides a range of values within which the true population value is likely to fall. This allows sites to report the rate at which arrestees test positive for a drug with a specified level of confidence.

*** National Institute of Drug Abuse five primary drugs (cocaine, heroin, marijuana, methamphetamine, and PCP).

Description of the Male Sample

Education of Booked Arrestees (%)	
Highest educational degree completed	
None	27.0
High school or GED	44.4
Vocational or trade school	3.9
Some college or two-year associate	20.9
Four year degree or higher	3.9

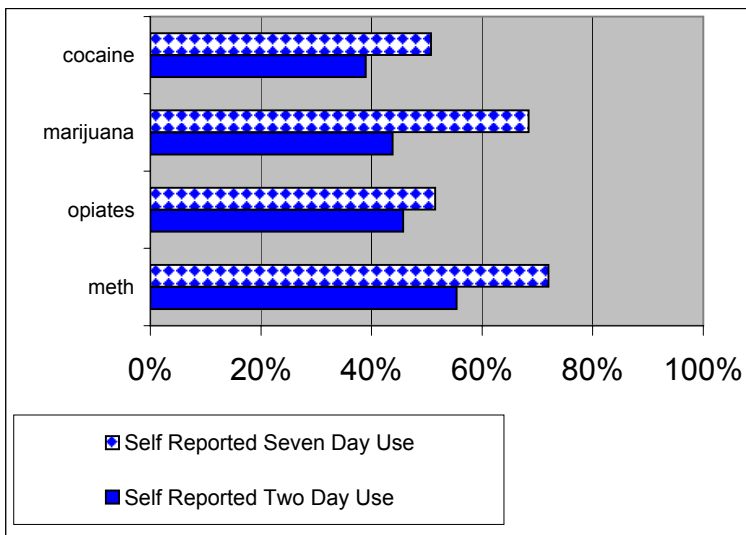
Current Housing for Booked Arrestees (%)	
Type of Place in Prior 30 Days	
House, mobile home, apartment	74.8
Group quarters*	7.8
Hospital or care facility	0.9
Incarceration Facility	2.8
Shelter	1.1
No Fixed Residence	11.9
Other	0.6

Current Employment Status for Booked Arrestees (%)	
Current Work Status	
Working full time/ active military status	41.7
Working part-time/ seasonal	15.0
Unemployed (looking for work)	25.2
Unemployed (not looking for work)	8.7
In school only	0.1
Retired	0.9
Disabled for work	8.3

Current Health Insurance for Booked Arrestees (%)	
Current Health Insurance	
No Insurance	52.0
Individually Purchased	3.6
Employer or Union Funded	17.3
State Government Funded	23.5
Retirement Medicare	0.1
Disability Medicare	3.1
Multiple Types	0.3

Self Reported Use of Five Primary Drugs Past 12 Month Use for Booked Arrestees (%)	
Crack Cocaine	15.5
Powder Cocaine	11.4
Marijuana	50.1
Heroin	13.2
Methamphetamine	26.0

Sensitivity Indicator: Among Male Who Test Positive, Rate of Self Report



Injected Drugs in Past Year for Booked Arrestees (%)	
No Drug Use Past Year	34.4
Didn't Inject Drugs	47.1
Injected Drugs	18.5

Average Number of Days Used Past Year by Drug among Self-Reported 12-Month Users	
Crack Cocaine	75
Powder Cocaine	55
Marijuana	94
Heroin	120
Methamphetamine	95

Past 30 Day Use for Booked Arrestees (%)	
Crack Cocaine	10.7
Powder Cocaine	7.8
Marijuana	39.4
Heroin	10.4
Methamphetamine	20.4

Self-Reported Arrests in Past Year for Booked Arrestees (%)

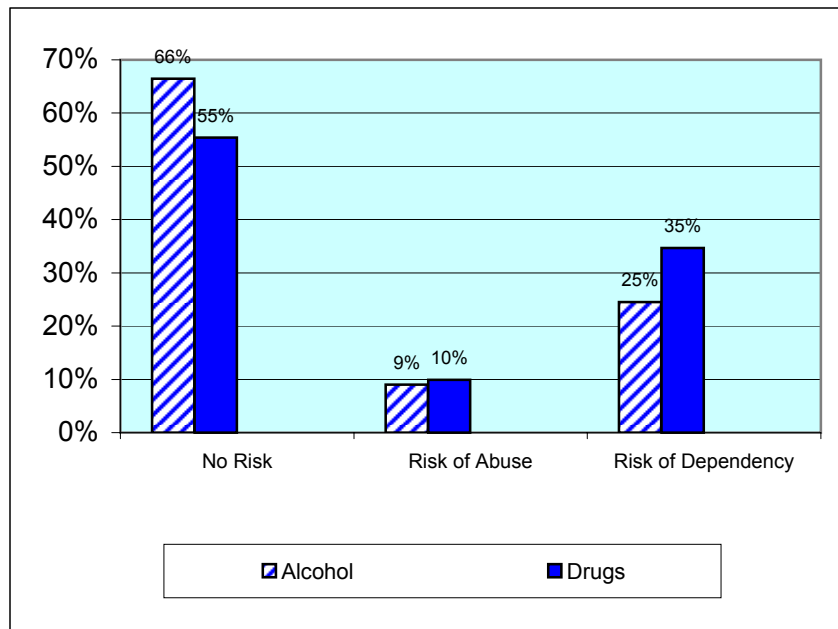
None	44.6%
1-2	42.5%
3-5	10.6%
6 or more	2.3%

Self-Reported Male Drug Users and Their Past Experience with Treatment

	Percent Treatment Time by Type of Treatment									
	Percent Any Treatment Ever	Inpatient			Outpatient			Mental Health Treatment		
		Ever	% Last Year*	Ave. # Mos. Last Year	Ever	% Last Year*	Ave. # Mos. Last Year	Ever	% Last Year*	Ave. # Mos. Last Year
Crack Cocaine Users	75.8	62.1	22.5	3.3	47.7	40.5	4.9	13.6	7.6	1.6
Powder Cocaine Users	76.0	60.4	11.0	2.3	50.5	42.3	4.9	17.0	9.4	1.8
Marijuana Users	55.9	36.0	11.6	2.2	36.5	20.9	2.5	11.2	7.4	1.4
Methamphetamine Users	69.6	48.8	8.7	1.9	45.1	27.6	3.3	14.5	8.5	1.3
Heroin Users	80.3	65.8	14.1	2.5	50.2	38.5	4.6	21.6	8.0	1.6

*Rate based on those who reported ever receiving inpatient, outpatient, or mental health treatment, respectively.

Male Risk of Dependency and Abuse



Defining Dependence & Abuse -----**

Dependence: Pattern of alcohol or drug use resulting in a combination of three or more indicators, including using more than intended, neglecting responsibilities, wanting to cut down, others object to use, frequently thinking about using, and using to relieve emotions; provided that thinking about using or relieving emotions is included in the three or more indicators. If both thinking about using and relieving emotions are the only two indicators, this indicates dependence.

Abuse: Pattern of alcohol or drug use resulting in a combination of two indicators from those listed above; except, if the two indicators are both thinking about drinking/using drugs and relieving emotions. Also, abuse is indicated if three or more are indicated but neither thinking about use nor relieving emotions is reported.

Note: For both dependence and abuse, positive responses to using more than intended and neglecting responsibilities represent only one indicator. Further, designations are mutually exclusive.

**Based on American Psychiatric Association DSM-IV criteria.

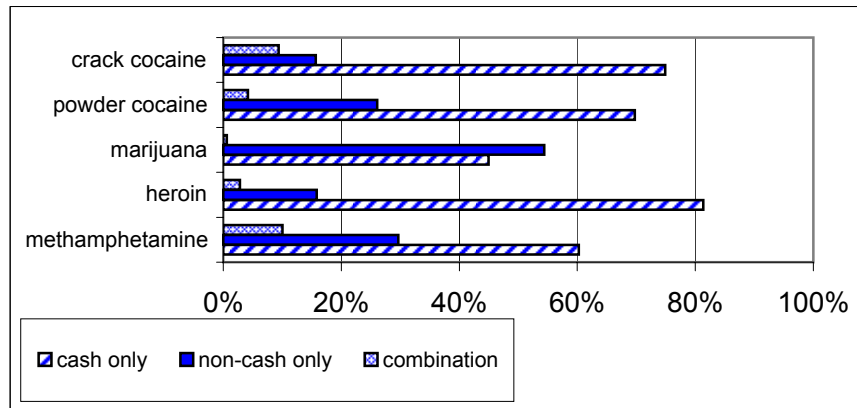
Dynamics of Drug Markets in Past 30 Days for Male Arrestees

% Reporting Circumstance of Last Drug Buy					
	n	Public Building	House Apartment	Outdoor Area	Other Area
Crack Cocaine	61	6.9	34.4	52.0	6.7
Powder Cocaine	53	17.3	23.7	59.0	0.0
Marijuana	109	10.8	54.4	33.6	1.2
Heroin	67	5.9	24.6	69.5	0.0
Methamphetamine	87	11.7	65.7	21.8	0.8

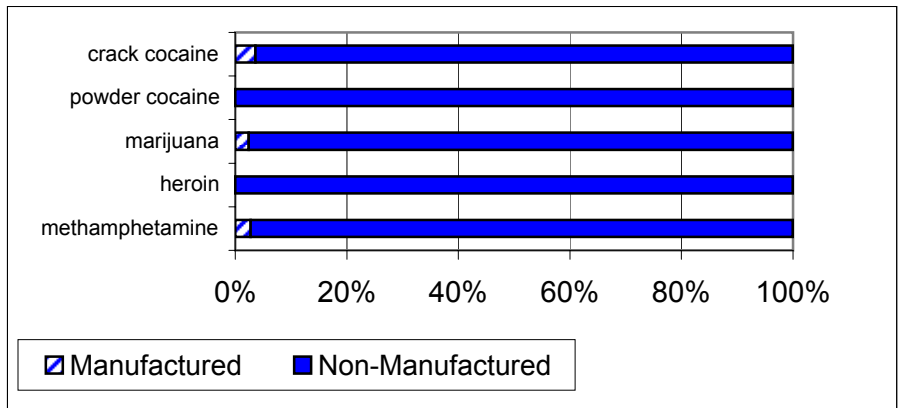
% Reporting Other than Cash Transaction					
	n	Trade Drugs	Trade Property	Trade Sex	Other*
Crack Cocaine	31	0.0	6.0	0.0	94.0
Powder Cocaine	26	0.0	0.0	0.0	100.0
Marijuana	184	2.2	0.0	0.0	97.8
Heroin	40	2.5	3.5	0.0	93.9
Methamphetamine	104	2.7	4.2	0.0	93.2

*Credit, fronted, manufactured, transport/steal drugs, gift, other)

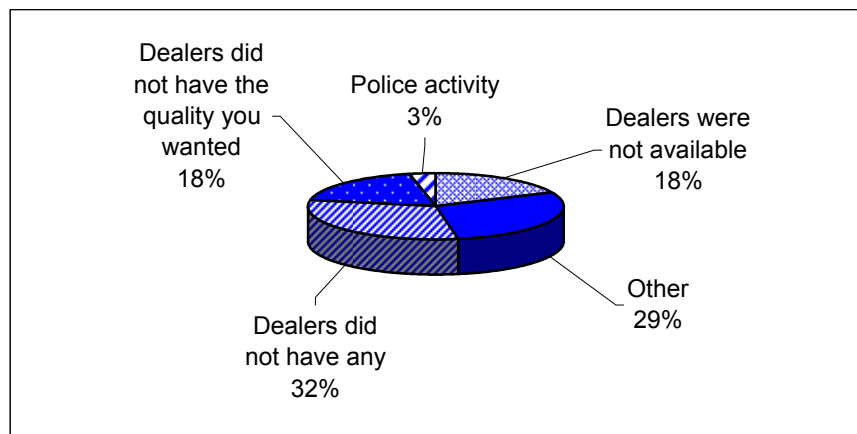
Methods of Obtaining the Five Primary Drugs n = 388



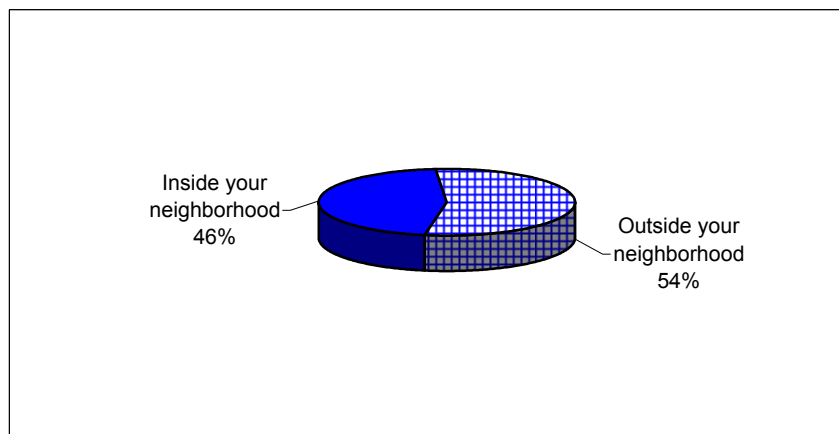
Acquiring Drugs by Non-Cash (Manufacture or Other) n = 269



Reasons Why Drugs Not Purchased by Events n = 97



Location of Drug Purchase n = 255



MULTNOMAH COUNTY

Primary City: PORTLAND



2000 Adult Female Program Findings

(Female findings are unweighted and not based on probability sampling)

Facilities in Sample: 1 Interview Refusal Rate: 22.2%
 Other County Facilities: 0 Urine Refusal Rate: 4.2%
 Sample Size: 379

Age of Female Booked Arrestees (%)						
Estimated Population	<21	21-25	26-30	31-35	36+	Unknown
379	10.0%	16.1%	17.4%	16.6%	38.8%	1.1%

Race of Female Booked Arrestees (%)				
Black	White	Hispanic	Other	Unknown
20.6%	72.0%	1.8%	4.5%	1.1%

Percent Female Positive for Drugs

	Total Percent Positive		Percent Positive by Drugs and Age						Percent Positive by Drugs and Race				
		Confidence Interval**	<21	21-25	26-30	31-35	36+	Unknown	Black	White	Hispanic	Other	Unknown
Any Drug***	69.2%	N/A	53.6%	73.3%	67.6%	73.0%	71.4%	0.0%	72.3%	70.6%	40.0%	44.4%	0.0%
Cocaine	29.9%	N/A	10.7%	20.0%	35.3%	29.7%	40.3%	0.0%	42.6%	26.9%	40.0%	11.1%	0.0%
Marijuana	26.2%	N/A	28.6%	44.4%	20.6%	18.9%	20.8%	0.0%	36.2%	23.8%	0.0%	33.3%	0.0%
Heroin	22.2%	N/A	10.7%	8.9%	29.4%	35.1%	24.7%	0.0%	14.9%	24.4%	40.0%	11.1%	0.0%
Methamphetamine	23.5%	N/A	21.4%	26.7%	29.4%	27.0%	18.2%	0.0%	8.5%	30.0%	0.0%	0.0%	0.0%
PCP	0.0%	N/A	0.0%	0.0%	0.0%	0.0%	0.0%	0.0%	0.0%	0.0%	0.0%	0.0%	0.0%
Multiple Drug	28.1%	N/A	14.3%	26.7%	32.4%	32.4%	29.9%	0.0%	25.5%	29.4%	40.0%	11.1%	0.0%

Percent Female Positive for Drugs by Offense Category

	Percent Violent	Percent Property	Percent Drug	Percent Domestic Violence	Percent Driving While Intoxicated	Percent Other	Unknown
Any Drug***	48.1%	78.2%	77.0%	44.4%	33.3%	68.2%	0.0%
Cocaine	18.5%	34.6%	33.8%	16.7%	0.0%	29.5%	0.0%
Marijuana	25.9%	29.5%	29.7%	27.8%	11.1%	26.1%	0.0%
Heroin	11.1%	29.5%	20.3%	5.6%	22.2%	22.7%	0.0%
Methamphetamine	11.1%	30.8%	28.4%	11.1%	0.0%	23.9%	0.0%
PCP	0.0%	0.0%	0.0%	0.0%	0.0%	0.0%	0.0%
Multiple Drug	18.5%	37.2%	29.7%	16.7%	0.0%	29.5%	0.0%

* ADAM is a program of the National Institute of Justice, the research arm of the U.S. Department of Justice.

** Female data do not have standard errors at this time.

*** National Institute of Drug Abuse five primary drugs (cocaine, heroin, marijuana, methamphetamine, and PCP).

Description of the Female Sample

Education of Booked Arrestees (%)	
Highest educational degree completed	
None	27.6
High school or GED	38.5
Vocational or trade school	5.0
Some college or two-year associate	23.0
Four year degree or higher	5.9

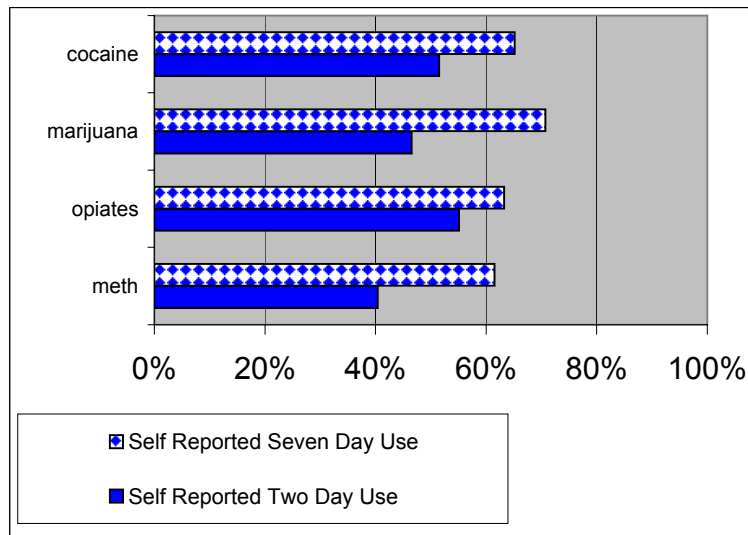
Current Housing for Booked Arrestees (%)	
Type of Place in Prior 30 Days	
House, mobile home, apartment	78.5
Group quarters*	5.9
Hospital or care facility	2.1
Incarceration Facility	2.1
Shelter	1.7
No Fixed Residence	9.3
Other	0.4

Current Employment Status for Booked Arrestees (%)	
Current Work Status	
Working full time/ active military status	26.5
Working part-time/ seasonal	10.5
Unemployed (looking for work)	31.5
Unemployed (not looking for work)	17.8
In school only	2.3
Retired	0.5
Disabled for work	11.0

Current Health Insurance for Booked Arrestees (%)	
Current Health Insurance	
No Insurance	38.1
Individually Purchased	4.7
Employer or Union Funded	11.4
State Government Funded	41.1
Retirement Medicare	0.0
Disability Medicare	3.0
Multiple Types	1.7

Self Reported Use of Five Primary Drugs Past 12 Month Use for Booked Arrestees (%)	
Crack Cocaine	23.1
Powder Cocaine	16.6
Marijuana	46.0
Heroin	19.6
Methamphetamine	31.1

Sensitivity Indicator: Among Female Who Test Positive, Rate of Self Report



Injected Drugs in Past Year for Booked Arrestees (%)	
No Drug Use Past Year	29.8
Didn't Inject Drugs	45.6
Injected Drugs	24.6

Average Number of Days Used Past Year by Drug among Self-Reported 12-Month Users	
Crack Cocaine	94
Powder Cocaine	78
Marijuana	65
Heroin	168
Methamphetamine	68

Past 30 Day Use for Booked Arrestees (%)	
Crack Cocaine	17.2
Powder Cocaine	10.1
Marijuana	34.6
Heroin	16.7
Methamphetamine	21.1

Self-Reported Arrests in Past Year for Booked Arrestees (%)

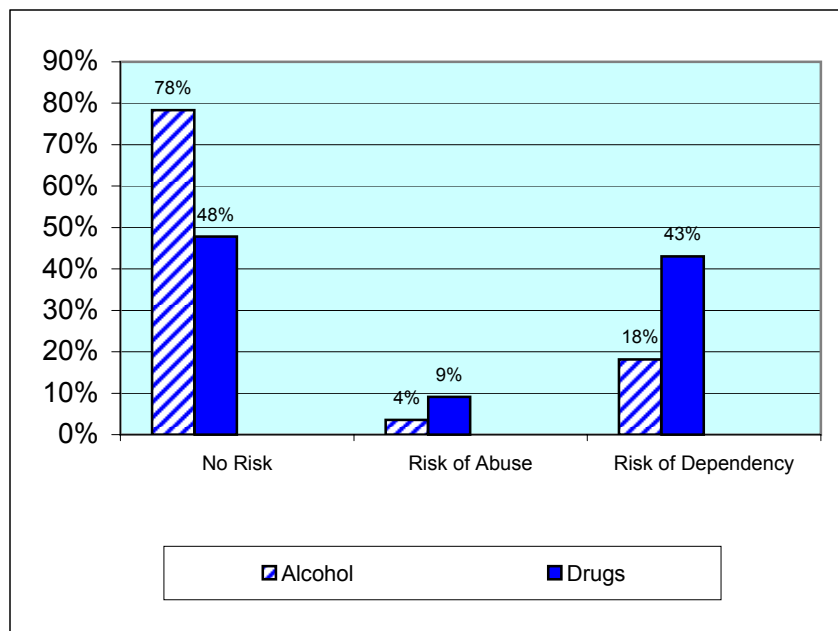
None	50.5%
1-2	40.5%
3-5	7.7%
6 or more	1.4%

Self-Reported Female Drug Users and Their Past Experience with Treatment

	Percent Treatment Time by Type of Treatment									
	Percent Any Treatment Ever	Inpatient			Outpatient			Mental Health Treatment		
		Ever	% Last Year*	Ave. # Mos. Last Year	Ever	% Last Year*	Ave. # Mos. Last Year	Ever	% Last Year*	Ave. # Mos. Last Year
Crack Cocaine Users	79.6	68.5	8.4	2.1	50.0	40.8	4.9	22.2	27.6	4.3
Powder Cocaine Users	82.1	69.2	7.3	1.8	53.8	59.1	7.1	12.8	2.7	3.0
Marijuana Users	63.0	47.2	7.7	1.9	37.0	47.4	5.7	19.4	5.4	2.0
Methamphetamine Users	63.0	46.6	15.9	2.8	46.6	43.2	5.2	16.4	8.4	2.3
Heroin Users	80.4	69.6	6.9	1.8	54.3	59.6	7.2	13.0	0.0	0.0

*Rate based on those who reported ever receiving inpatient, outpatient, or mental health treatment, respectively.

Female Risk of Dependency and Abuse



Defining Dependence & Abuse -----**

Dependence: Pattern of alcohol or drug use resulting in a combination of three or more indicators, including using more than intended, neglecting responsibilities, wanting to cut down, others object to use, frequently thinking about using, and using to relieve emotions; provided that thinking about using or relieving emotions is included in the three or more indicators. If both thinking about using and relieving emotions are the only two indicators, this indicates dependence.

Abuse: Pattern of alcohol or drug use resulting in a combination of two indicators from those listed above; except, if the two indicators are both thinking about drinking/using drugs and relieving emotions. Also, abuse is indicated if three or more are indicated but neither thinking about use nor relieving emotions is reported.

Note: For both dependence and abuse, positive responses to using more than intended and neglecting responsibilities represent only one indicator. Further, designations are mutually exclusive.

**Based on American Psychiatric Association DSM-IV criteria.

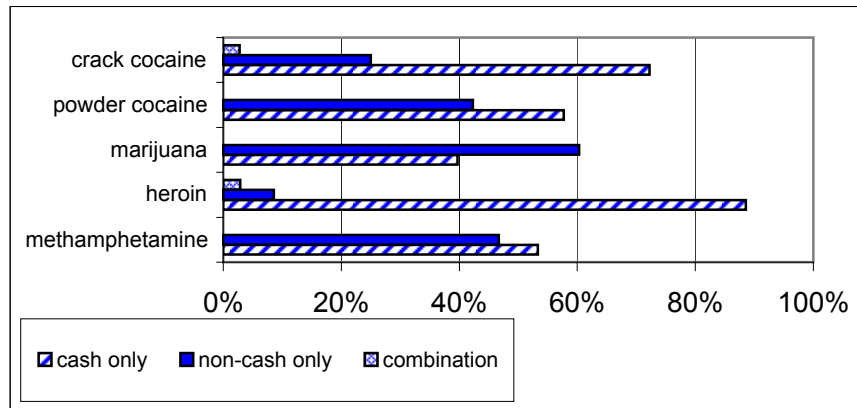
Dynamics of Drug Markets in Past 30 Days for Female Arrestees

% Reporting Circumstance of Last Drug Buy					
	n	Public Building	House Apartment	Outdoor Area	Other Area
Crack Cocaine	24	12.5	37.5	41.7	8.3
Powder Cocaine	15	0.0	46.7	53.3	0.0
Marijuana	21	19.0	57.1	23.8	0.0
Heroin	28	3.6	28.6	67.9	0.0
Methamphetamine	23	13.0	65.2	21.7	0.0

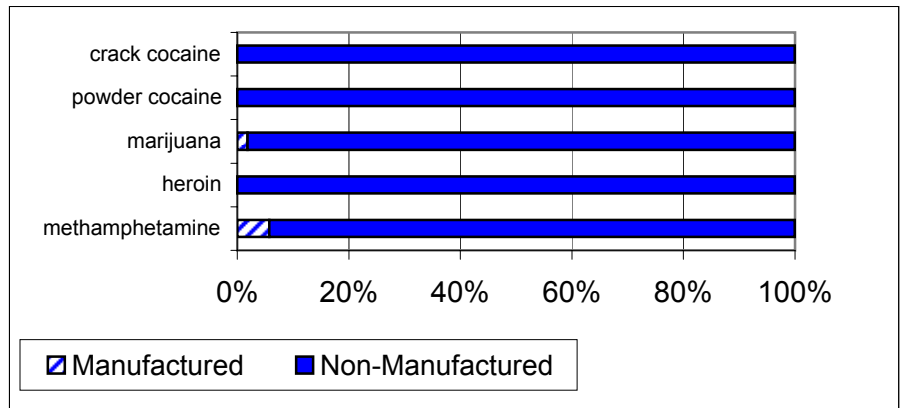
% Reporting Other than Cash Transaction					
	n	Trade Drugs	Trade Property	Trade Sex	Other*
Crack Cocaine	21	4.8	4.8	4.8	85.7
Powder Cocaine	16	12.5	6.3	12.5	68.8
Marijuana	55	1.8	0.0	1.8	96.4
Heroin	10	10.0	30.0	0.0	60.0
Methamphetamine	35	0.0	8.6	2.9	88.6

*Credit, fronted, manufactured, transport/steal drugs, gift, other)

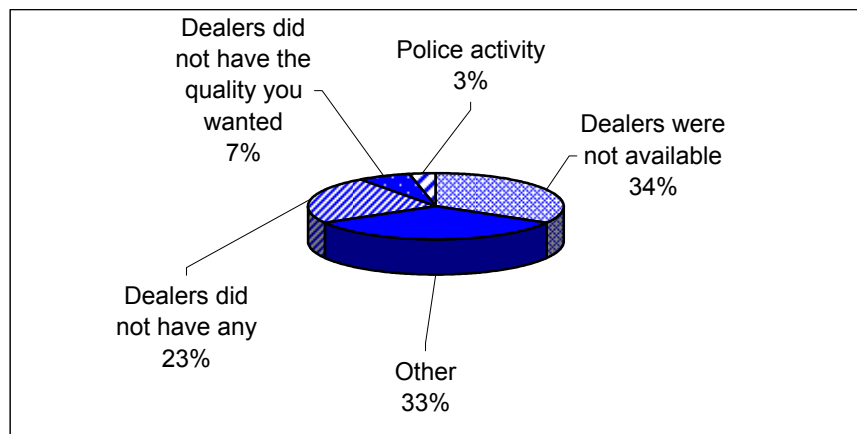
Methods of Obtaining the Five Primary Drugs n = 125



Acquiring Drugs by Non-Cash (Manufacture or Other) n = 92



Reasons Why Drugs Not Purchased by Events n = 24



Location of Drug Purchase n = 85

